SANY®

QUALITY CHANGES THE WORLD

900 t

103 m

2400 t·m

SAC9000T8-8

SANY All Terrain Crane

SANY CRANE

BETTER WORLD, BETTER SANY CRANE



SANY CRANE is one of the core business units in SANY Group, specializing in the development and manufacturing of high-end wheeled cranes, crawler cranes and tower cranes.

三一集团旗下核心事业部，从事高端轮式起重机、履带起重机、塔式起重机系列产品的研发制造。

CONTENTS
目录

Highlights ► 04
整机亮点

Overall Dimensions ► 06
整机尺寸

Technical Specifications ► 07
整机参数

Machine Introduction ► 09
整机介绍

Counterweight ► 12
配重

Working Conditions & Code Description ► 13
工况组合及工况代码说明

T 13
TS 15
TSA 17
TJ 19
TEJ 23
TSJ 26
TESJ 30
TSL 33
TL 41

Icon Description ► 50
图标说明

SANY Overseas Service ► 51
三一海外服务

HIGHLIGHTS
整机亮点

Superior Lifting Performance
起重性能强悍

Boom: Consists of 8 sections of U-shaped boom, with a full-extension length of 103m.
Fixed jib: Offers various combinations of jib lengths ranging from 12m to 66m, with three jib angle 0°/20°/40°. "The maximum lifting height can reach 155m.
Superlift device: New lattice-type superlift, with lifting performance of long boom sections more than doubled.
Wind power configurations: The 10m-76m wind power-specific boom and jib form various specialized combinations for wind power operations, covering maintenance and repair of turbine components at center heights of up to 145 meters and below.

主起重臂：8 节 U 型主臂，全伸臂 103m。
固定副臂：12m~66m多种臂长组合，0° /20° /40°可变位，最大起升高度可达155m。
超起装置：新型桁架式超起，长臂段起重性能增加一倍以上。
风电专用工况：10m-76m风电专用臂及副臂组成多种风电专用组合工况，最高可覆盖145m中心高度及以下风机部件检修运维。

Excellent Travel Performance
行驶性能卓越

Innovative seven-axle reinforced chassis structure, featuring all-wheel steering and four-wheel drive, seven-axle hydraulic auxiliary drive, with multiple steering and drive modes, exhibiting outstanding adaptability to various driving conditions.
Brand new intelligent multi-mode hydro pneumatic suspension system, with real-time monitoring of vehicle posture, active hoisting, and adaptive damping functions, providing a more comfortable ride and ensuring stable driving.
Powerful power and transmission system, equipped with retarder braking, greatly improving driving safety and smoothness.
The chassis is equipped with 505 large tires, heavy-duty axles, 4 axles with mechanical main drive + 1 axle with hydraulic auxiliary drive, significantly improving transfer efficiency and increasing heavy-load gradeability capability by 16%.

全新七桥加强型底盘结构，全轮转向、四桥驱动，配置7桥液压辅助驱动，多种转向及驱动模式，行驶适应能力超强。
全新智能多模式油气悬挂系统，车体姿态实时监控、主动提升和变阻尼自适应等功能，驾乘更舒适，行驶更稳定。
强劲动力及传动系统，极大提高行驶安全性和平顺性。
底盘配置505大轮胎，重载车桥，4桥机械主驱+1桥液压辅驱，转场效率大幅提高，重载爬坡能力提升16%。

All Terrain Crane
SAC9000T8-8 / 900t Lifting Capacity

Efficient and Reliable
高效可靠

Multi-pump, multi-circuit hydraulic system, with electric proportional and multi-stage pressure control, achieving optimized speed range and fine inching performance, resulting in superior performance.
Innovative tension control technology, enabling one-key automatic tensioning and fold/unfold of the superlift, increasing operational efficiency by 20%. Superlift active correction technology against side bending, ensuring more worry-free and safer long-boom operations.
Fewer operation limitations, multi-mode superlift configurations, with three outrigger span combinations and three counterweight slewing radius, fully adaptable to the requirements of narrow job sites.

多泵、多回路液压系统，电比例及多级压力控制，实现速度分档和微动性优化，性能更卓越。
全新定长张紧控制技术，一键自动张紧及收 / 展超起，作业效率提升20%，超起抗旁弯主动修正技术，长臂作业更省心、更安全。
作业限制小，多模式超起作业工况，三种支腿跨度组合，三种配重回转半径，全方位适配狭窄场地需求。

Safe and Reliable
安全可靠

Multi-functional wireless remote control system makes crane operations more convenient and safer.
Equipped with anti-tipping warning system, safety protection procedures, and fault diagnosis system to ensure the safety of vehicle operations.
Utilizes high-precision, high-stability, and highly intelligent torque limiter system to provide comprehensive protection for lifting operations.
The chassis is equipped with tire temperature and pressure monitoring, providing timely feedback on tire data and real-time alerts to ensure driving safety.
A pioneering remote monitoring management system for equipment, featuring robust capabilities for collecting operational conditions and work parameters, allowing for remote fault diagnosis and management.
Intelligent monitoring: high-definition quality, providing comprehensive oversight of equipment operating conditions.

多功能无线遥控系统，起重机作业更加方便，操作更加安全。
配备防倾翻预警系统，操作安全保护程序及故障诊断系统，保证车辆的作业安全。
采用高精度、高稳定性、高智能化的力矩限制器系统，全方位保护吊载作业。
底盘配置胎温胎压监控，及时反馈轮胎数据信息，实时报警，保障行车安全。
国内首创的设备远程监控管理系统，具备强大的设备运行工况、作业参数采集功能，可实施远程故障诊断、管理。
智能监控：高清画质，眼观六路，全面看护设备作业情况。



OVERALL DIMENSIONS
整机尺寸

Unit: mm

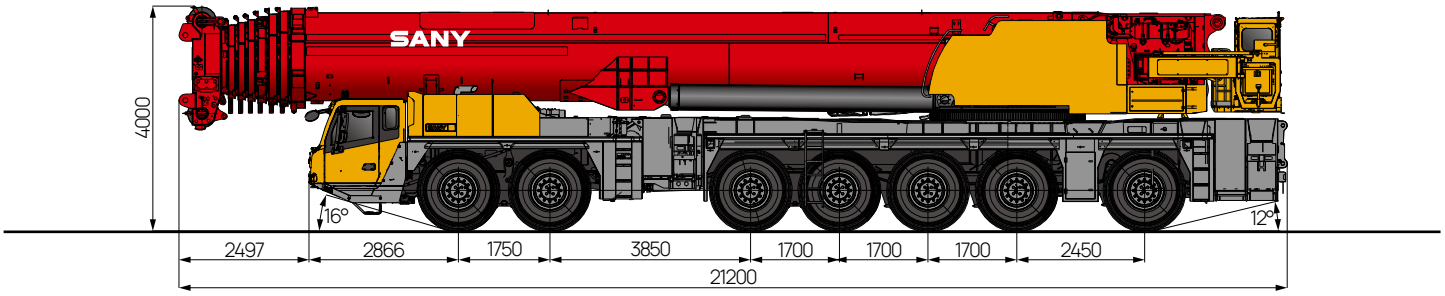

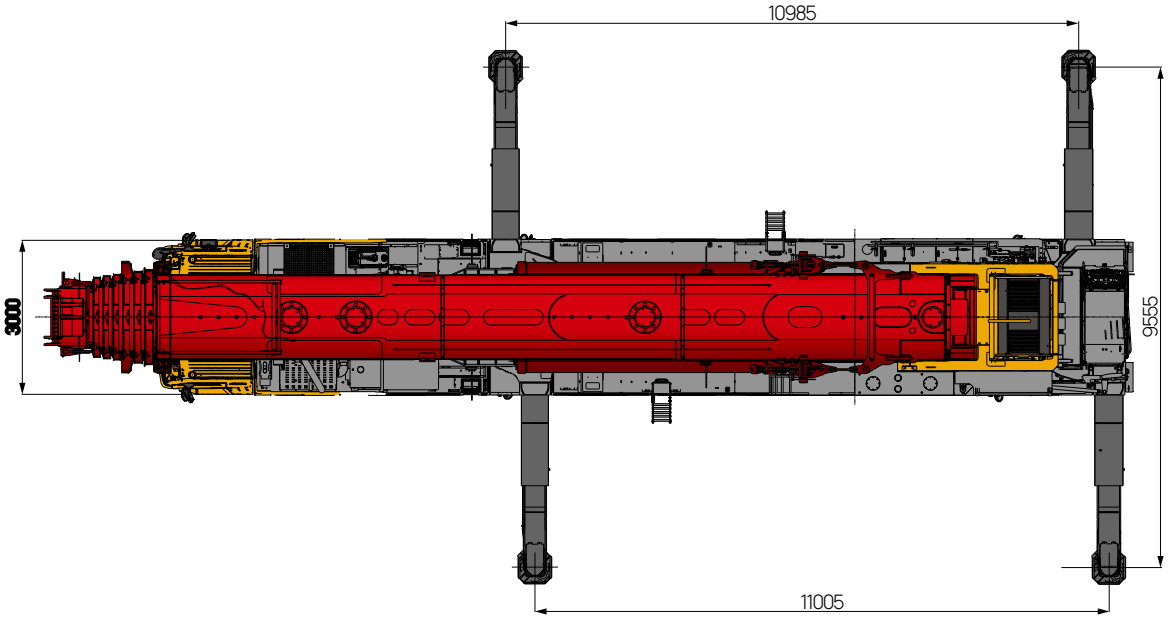

TECHNICAL SPECIFICATIONS
整机参数

CATEGORY 类型	ITEM 项目		UNIT 单位	VALUE 参数
CAPACITY 额定起重量	Max. lifting capacity 最大起重量		t	900
WEIGHT (ANNOUNCEMENT STATUS) 重量参数(常规公告状态)	Gross weight (Excluding 2nd to 8th section boom, main winch, front and rear outriggers) 整机总质量(拆除2-8节臂，主卷扬、前后支腿等)		kg	84000
POWER (SUPERSTRUCTURE) 发动机参数(上车)	Engine model 发动机型号(排放标准)		-	Benz OM473LA .6-57 (China National VI) 奔驰 OM473LA .6-57(国六)
	Rated engine power 发动机额定功率		kW/rpm	481/1600
	Max. engine torque 发动机最大输出扭矩		N·m/rpm	3100/1100
POWER (CHASSIS) 发动机参数(下车)	Engine model 发动机型号(排放标准)		-	Benz OM926LA (Euro III) 奔驰OM926LA(欧 III)
	Rated engine power 发动机额定功率		kW/rpm	240/2200
	Max. engine torque 发动机最大输出扭矩		N·m/rpm	1200/(1400~1600)
DIMENSIONS 尺寸参数	Overall length 整机全长		mm	21200
	Overall width 整机全宽		mm	3000
	Overall height 整机全高		mm	4000
	Axle base 轴距	Axles 1 & 2 第一、二轴距	mm	1750
		Axles 2 & 3 第二、三轴距	mm	3850
		Axles 3 & 4 第三、四轴距	mm	1700
		Axles 4 & 5 第四、五轴距	mm	1700
		Axles 5 & 6 第五、六轴距	mm	1700
		Axles 6 & 7 第六、七轴距	mm	2450
TRAVEL 行驶参数	Max. travel speed 最高行驶速度		km/h	70
	Min.ground clearance 最小离地间隙		mm	350
	Approach angle 接近角		°	16
	Departure angle 离去角		°	12
	Max.gradeability 最大爬坡度		-	53%
	Fuel consumption per 100km 每100公里油耗		L	≤110
	Wheel formula 车轮模式		-	14×10×14
MAIN PERFORMANCE 主要性能参数	Min.rated lifting radius 最小额定幅度		m	2.5
	Tail slewing radius 转台尾部回转半径		mm	4264
	Max. boom sections (Qty.) 最大臂节数		-	8
	Boom shape 臂形状		-	U shape U型
	Max.lifting moment 最大起重力矩	Basic boom 基本臂	kN·m	24000
	Boom length 臂长	Basic boom 基本臂	m	17.5
		Full-extension boom 全伸主臂	m	103
		Jib 副臂	m	48/66
		Wind power jib 风电臂	m	58/76
	Outrigger span (Longitudinal×Transverse) 支腿跨距(纵×横)		m	11×9.6
AIRCONDITIONER 空调	In operator's cab 上车空调		-	Heating & Cooling 制冷、制热
	In driver's cab 下车空调		-	Heating & Cooling 制冷、制热

TECHNICAL SPECIFICATIONS

整机参数

Hook 吊钩

			kg	
200	9	18	2440	○
160	7	15	1627	●
80	3	7	723	○
32	1	3	521	○
12.5	0	1	526	○

● Standard 标配　○ Optional 选配

Operations 主要动作参数

			L	F
	≤115m/min	25mm	1065m	13.7t
360°	0.9r/min			
	120s/120s			
	50s (Extension 伸) / 55s (Retraction 缩)			
	50s (Extension 伸) / 50s (Retraction 缩)			

MACHINE INTRODUCTION
整机介绍

Carrier 下车

Driver's cab 驾驶室

- The new generation cab is a new type of steel structure independently developed by SANY, with excellent shock absorption and sealing performance. With outward opening doors on both sides, the cab is equipped with driver's seat and passenger's seat with pneumatic suspension, adjustable steering wheel, large-field rearview mirrors, comfortable driver's seat with headrest, anti-fog fan, heating and cooling A/C, and stereo radio, etc., as well as complete control instruments and meters, so that is the driving will be more comfortable, safer, and more user-friendly.
- 驾驶室为三一自主开发新款驾驶室，自主开发新型钢结构，减震性和封闭性优良，两侧外开式车门，配备气动悬置的驾驶座与副驾座、可调整式的转向盘、大视野后视镜、配有头枕的舒适驾驶椅、防雾扇、冷暖空调，立体收音机等装配，控制仪器和仪表齐全，更加舒适、安全、人性化。

Carrier frame 车架

- Designed and manufactured by SANY, the torsion-resistant box-type structure with optimized structure and low weight is welded by fine-grained high-strength steel plates. The outriggers are retracted in special fixed boxes, which are located between axle 2 and axle 3 and at the carrier frame tail, and equipped with front and rear towing devices.
- 三一自主研发并专业化制造，结构优化，防扭转箱型结构，细晶粒高强钢板焊接制作；支腿收缩在特制固定箱中，支腿箱位于2桥和3桥之间以及车架尾部；并且配备前后牵引挂钩。

Chassis engine 底盘发动机

- Type: Benz OM473LA .6-57, electronically controlled, in-line 6-cylinder, watercooled, supercharged, intercooled, electronic injection diesel engine.
- Power: 481kW / 1600rpm.
- Torque: 3100N·m / 1100rpm.
- Emission standard: China National Ⅵ.
- Fuel reservoir capacity: approx. 540L.
- 型式：奔驰OM473LA .6-57，电控、直列六缸、水冷却、增压中冷、电喷、柴油发动机。
- 额定功率：481kW/1600rpm。
- 最大扭矩：3100Nm/ 1100rpm。
- 环保性：排放符合GB17691-2018国Ⅵ标准。
- 燃料箱容量：约540L。

Transmission 变速箱

- ZF auto transmission, features a wide range of speed ratio with 12 forward speeds and 2 reversing speeds, smooth gearshift. The integral hydraulic retarder is fitted for wear-free brake, and hydraulic converter for wear-free start, which makes the crane adaptable to slope climbing and high-speed traveling on public roads.
- 德国ZF原装进口变速箱，速比范围大(12个前进档、2个倒挡)，智能自适应换档，一体式液力缓速器无磨损制动，液力变矩无磨损起动，极致爬坡脱困能力，既可满足低速场地爬坡又可满足公路高速行驶。

Axle 车桥

- High quality heavy-duty axles, with all axles steered. Axles 1, 2, 3, 4 are driven mechanically, and axle 7 is driven hydraulically. Axles 1, 2 adopt hydraulic power steering system with linkage feedback, and axles 3~7 adopt electro hydraulic control steering, with assist for speed control and selectable special steering mode, for steering ease and agility.
- 高品质重载车桥，全桥转向，1、2、3、4桥机械驱动，7桥液压辅助驱动。1、2桥采用杆系反馈的液压助力转向系统，3、4、5、6、7桥采用电液控制转向，可进行速度控制的辅助及可选择的特殊转向模式，转向轻便，操控灵活。

Wheel formula 车轮模式

- 14×10×14.
- 14×10×14。

Suspension system 悬挂系统

- The axle suspension is hydro-pneumatic suspension adjustable for height with hydraulic lock, which can realize five modes: suspension, rigid locking, automatic leveling, vehicle lifting and single point lifting. It has functions such as real-time monitoring of vehicle body posture, intelligent recognition of axle load, active elevation, and adaptive response to complex road surfaces.
- 智能多模式油气悬挂系统，悬架高度可调，带液压闭锁装置，能实现悬挂、刚性锁定、自动调平、整车升降、单点升降五种模式。具备车体姿态实时监控、轴荷智能识别、主动提升和复杂路面自适应等功能，驾乘更舒适，行驶更稳定。

Tires 轮胎

- Fourteen 505 heavy-duty tires.
- 14个505重载大轮胎。

Brake 制动系统

- Dual circuit, air brake, disc brakes available.
- Service brake: air servo brakes on all wheels, dual circuits, all wheels equipped with disc brakes.
- Parking brake: actuated by pressure accumulators on axles 2 to 7.
- Assist brake: engine brake and exhaust brake, transmission hydraulic retarder brake.
- 双回路、气制动、配备盘式制动器。
- 行车制动器：所有车轮均采用空气伺服制动器，双回路制动系统，新型盘式制动器。
- 驻车制动器：由蓄压器驱动作用在第二至第七桥上。
- 辅助制动器：发动机上带有发动机制动及排气制动器、变速箱配备液力缓速制动。

Steering 转向系统

- New constant pressure & flow intelligent steering system,with lag-free linear tracking, precise zero deviation in streeing angle, a triple steering emergency system for safer and more reliable driving.
- There are six steering modes: 1) On -road driving mode (default mode); 2) All wheel steering mode; 3) Crabbing mode; 4) Yaw free steering mode; 5) Independent rear axle steering mode; 6) Rear axle locked steering mode.
- 全新的恒压恒流量智能转向系统，线性跟随无滞后，转角精准零偏差；三重转向应急系统，行驶更加安全可靠。
- 可分为六种转向模式：1）公路行驶模式（默认模式）；2）全转向模式；3）蟹形模式；4）无偏摆转向模式；5）独立后桥转向模式；6）后桥锁定转向模式。

Outrigger 支腿

- H-type two-stage telescopic outriggers. The telescopic hydraulic system of outrigger adopts electric proportional control technology and is equipped with wireless remote control featuring high precision and easy operation, and has the function of automatic leveling.
- 活动支腿采用双H型两级伸缩支腿，支腿伸缩液压系统采用电比例控制技术，并配置有无线遥控，并具有自动调平等功能，控制精度高，操作简便。

MACHINE INTRODUCTION
整机介绍

Carrier 下车

Electrical system 电气系统

- 24 V DC power supply. Chassis power supply can be cut off; equipped with auto lighting system; actions of the vehicle such as throttle and outrigger control are realized by electrical control with easy and fast operation; the electrical system has strong detection, logic, operation and other capabilities, and has the functions of fault diagnosis, centralized display and self-protection.
- The chassis adopts CAN bus system, which is provided with: fast, stable and accurate data transmission; multi-functional centralized display system; high protection grade of IP65; low power consumption with a maximum of 5W; with four function keys provided in the user interface; LCD is used for display adjustable for contrast.
- 采用24V直流电源，可实现下车电源切断；配备汽车照明系统；车辆的动作，如油门、支腿操纵等都经电气控制实现，使动作轻便、快捷；电气系统有很强的检测、逻辑、运算等能力，具故障自诊断、集中显示及自我保护功能。
- 底盘采用CAN总线系统，具有数据快速、稳定、准确等优点；多功能的集中显示系统；防护等级高，IP65；功率消耗小，最大仅有5w；在用户界面提供四个功能键；显示采用LCD 液晶，对比度可调整。

Slewing platform 转台结构

- Independently designed by Sany, it is made of fine grained high-strength
- steel plates, with optimized structure.
- 三一自主设计，结构更优化。由细晶粒高强钢制成。

Operator's cab 操纵室

- Sany new type operator's cab, which can be tilted upward by 20°. It adopts corrosion-resistant steel plate, it is provided with full coverage softened interior, panoramic sunroof, tilt positioning of operator seat back and other human centered design make the operation comfortable and easy. Configure main and auxiliary display screens to seamlessly integrate the main console with the operating display system, providing a clear and comprehensive view of all operating condition data during the lifting operation. Touch screen with adjustable viewing angle, multi-screen and multi-angle monitoring to ensure operation safety and realize one-touch operation, the main boom, luffing jib and superlift hoist are equipped with monitors for centralized monitoring in key areas. Perfect combination of main console and operation display system enables quick and easy humancomputer interaction, heating and cooling A/C is provided.
- 三一新款操纵室，0°~20°可变角度，采用耐腐蚀钢板，配置全覆盖 软化内饰、全景式天窗、可调式座椅等人性化设计，操作更舒适、轻松；配置主、辅显示屏，实现主控台与操作显示系统有机结合，使吊装作业的全部工况数据一目了然；触摸式显示屏，视角可调节、多画面、多角度监控保证作业安全，满足一键式操作；主臂及超起卷扬配备监视器，重点区域集中监视；主控台与操作显示系统有机结合，人机交互方便快捷；配备冷暖空调。

Superstructure engine 上车发动机

- Model: Benz OM926， Electronically controlled, in-line six-cylinder, watercooled, supercharged intercooled and diesel engine.
- Rated power: 240kW/2200rpm.
- Max. torque: 1300N.m/1300~1600rpm.
- Emission standard: Euro III.
- Fuel reservoir capacity: 335L.
- 型式：奔驰OM926，电控、直列六缸、水冷却、增压中冷、柴油发动机。
- 功率：240kW/2200r/min。
- 最大扭矩：1300N.m/1300~1600rpm。
- 环保性：排放符合欧 III标准。
- 燃料箱有效容积：335L。

Boom system 吊臂系统

- Boom: It is composed of 1 base boom and 7 telescopic sections, the basic boom length is 17.5m and the full extension boom length is 103m.
- Fixed jib: It can realize the jib length combination of 12m~66m.
- Superlift device: It's arranged on the left and right sides of the head of the base boom, and independent from each other.
- 主起重臂：由1节基本臂和7节伸缩臂组成，基本臂长17.5m, 全伸臂长103m。
- 副起重臂：固定副臂：可实现12m~66m 的臂长组合。
- 超起装置：布置于基本臂头部左右两侧，左右独立。

MACHINE INTRODUCTION
整机介绍

Superstructure 上车

Slewing 回转系统

- It is composed of fixed displacement motor and slewing reducer with mature technology and widely used on wheel cranes. At the same time, it adopts external meshing with slewing bearing to realize 360° full-slewing at 0~0.9rpm and stepless speed regulation, the slewing hydraulic system adopts a closed system, which can not only avoid the throttling loss of the open system, but also deliver higher efficiency; electric proportional brake pedal is used to realize emergency braking.
- 定量马达和回转减速机组成，同时与回转支承采用外啮合形式，以实现 360°全回转，回转速度可从0~0.9rpm，无级调速；回转液压系统采用闭式系统，即能够避免开式系统的节流损失，又使系统具有较高的效率；电比例制动踏板，可实现紧急制动。

Hydraulic system 液压系统

- Using load sensing to control constant power control axial piston variable pump.
- Achieves proportional speed adjustment and power adaptive adjustment, automatically adjusts the pump with load changes to efficiently utilize power, and achieves speed control without relying on throttling, thereby reducing energy waste.
- 采用负荷传感器控制加恒功率控制轴向柱塞变量泵。
- 能实现速度比例调节和功率适应调节，随负载变化自动调节油泵，合理利用功率，且速度控制不依靠节流实现，减少了能量浪费。

Hoist 起升机构

- Main hoist: Planetary gear reducer driven by hydraulic motor and special rope groove winch drum, with a built-in brake.
- Wire rope lock: The end of the wire rope is cast and directly installed in the lock sleeve, which improves the reeving speed.
- Specification of wire rope: ϕ25-2160, non-rotating wire rope.
- Max. single rope speed: approx. 115m/min.
- 液压马达驱动的行星齿轮减速机和专用绳槽卷扬鼓，内置制动器。
- 钢丝绳锁具：钢丝绳端浇铸，直接安装于锁套内，提高起重倍率的更换速度，方便快捷。
- 钢丝绳规格：ϕ25-2160，抗旋转钢丝绳。
- 最大单绳速：约 115m/min。

Luffing system 变幅系统

- Double cylinders are adopted, the hydraulic system adopts dual-pump converging open hydraulic circuit, and the combination of electric proportional control, active luffing and passive luffing down can realize fast luffing at large elevation and stable slow luffing at small elevation. Luffing angle: 0°~84°.
- 双油缸前顶式变幅，变幅角度0°～84°，液压系统采用双泵合流开式液压回路，采用电比例控制、动力落幅和自重落幅相结合，可实现大角度快速落幅，小角度稳定慢速落幅。

Control system 控制系统

- Powered by 24 V DC, cable wiring, CAN-BUS control network. It has the functions of system real-time monitoring and automatic fault diagnosis.
- Lifting, slewing, luffing and telescoping are controlled by two auto resettable multidirectional electric proportional joystick. Counterweight lifting, operator's cab tilting and turntable locking are all controlled by keys on the control panel.
- The display is connected with the controller by CAN bus, and its main functions include digital adjustment and display of electric proportional control parameters, fault code display of electric proportional system and real-time detection data display of hydraulic system.
- 由24V直流电源供电，采用电缆布线，CAN-BUS 总线控制网络，具有系统实时监测和故障自动诊断功能。
- 起升、回转、变幅、伸缩由两个可自动复位多方向电比例手柄控制；辅助动作平衡重升降、操纵室变位、转台锁止均在显示屏按键控制。
- 显示器由CAN总线与控制器联接，主要功能：电比例控制参数的数字化调整和显示，电比例系统的故障代码显示，液压系统实时检测数据的显示。

Safety equipment 安全装置

- A method of analytical mechanics is adopted and a load moment indicator calculation system based on the lifting mechanics model is established. Through online empty-load calibration, the lifting accuracy can reach ±3%.
- The hydraulic system is equipped with hydraulic balance valve, relief valve, two-way hydraulic lock, etc. to realize the stability and reliability of the hydraulic system.
- The boom and luffing jib hoists are equipped with 3rd wrap indicators to prevent over-hoist-down of the wire rope.
- The boom head and jib head are equipped with A2B switch to prevent the wire rope from over winding.
- The boom head is equipped with an anemometer to detect whether the wind speed exceeds the allowable range.
- Superlift device retracting and releasing rope tension protection, fixed jib installation and lifting protection.
- 采用分析力学方法，建立了基于吊重力学模型的力矩限制器计算系统，通过在线空载标定，吊重精度达到 ±3%。
- 液压系统配置液压平衡阀、溢流阀、双向液压锁等元件，实现液压系统稳定可靠。
- 卷扬配置三圈保护器，防止钢丝绳过放。
- 臂端配置高度限位器，防止钢丝绳过卷。
- 臂端装有风速仪，检测高空风速是否超过可作业允许范围。
- 超起收放绳拉力保护程序，副臂安装、吊载保护程序等。

Counterweight 配重

- Adjustable with load counterweights. Combined variable counterweights from 0t to 183t can meet the needs of different working conditions, maximize the performance of structural parts, achieve remote removal and installation, and allow for smooth inching movement.
- 带载变位配重。0~183t多种组合方式，可满足不同工况的需求，最大限度发挥结构件性能，可遥控拆卸及安装，微动性好。

COUNTERWEIGHT
配重

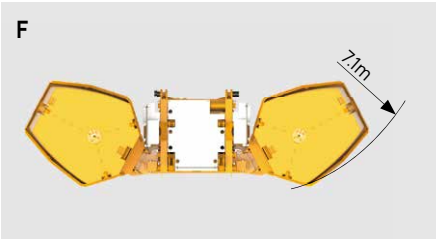

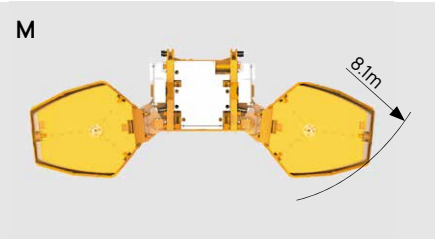



Total weight 总重量	Counterweight Combinations 配重组合
0	0
23t	①
43t	① + 2× ②
63t	① + 4× ②
83t	① + 6× ②
103t	① + 8× ②
123t	① + 10× ②
143t	① + 12× ②
163t	① + 14× ②
183t	① + 16× ②

OPERATING RANGE - Telescopic Boom (T)

起升高度曲线 – 主臂

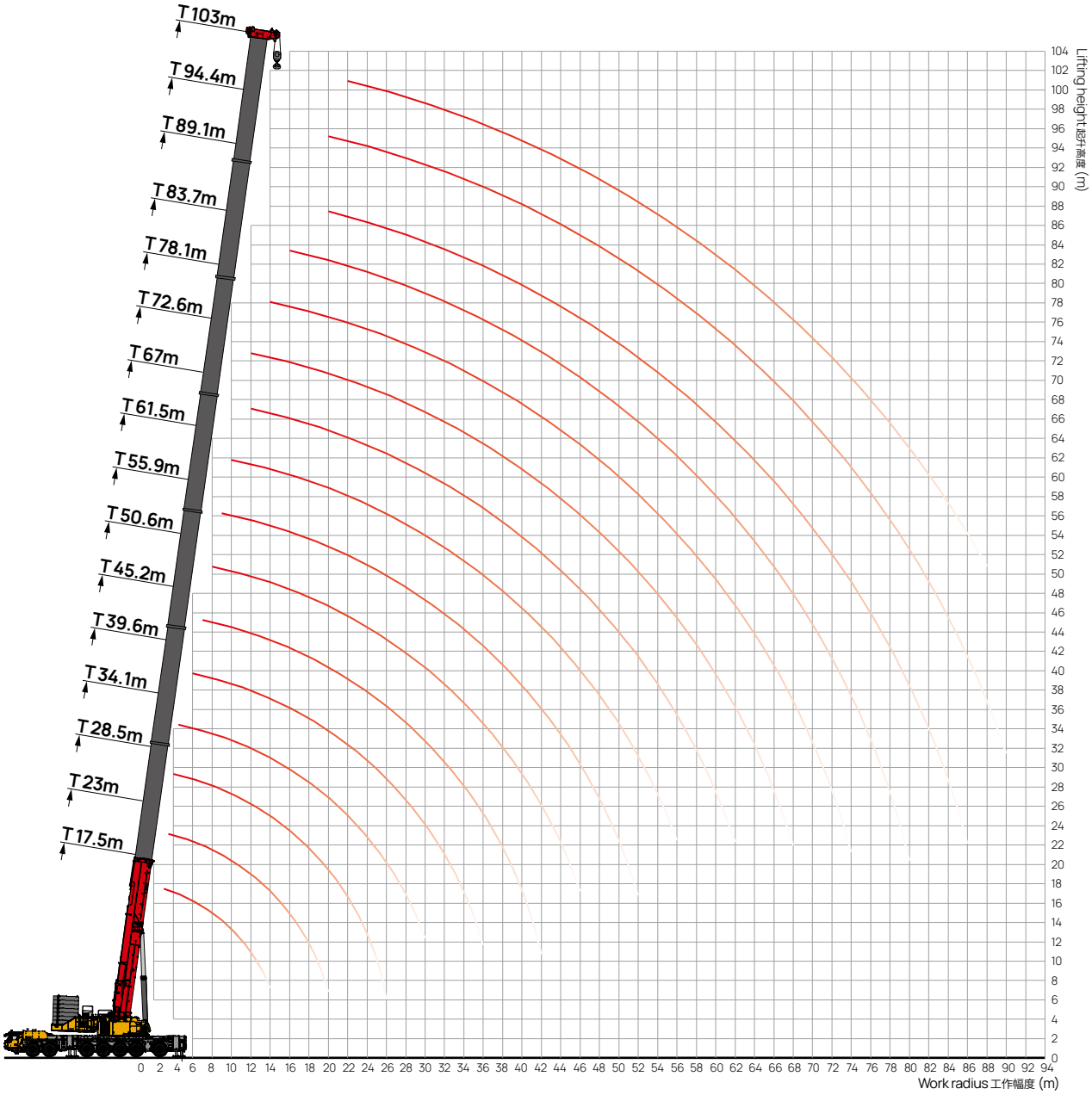

LOAD CHART - Telescopic Boom (T)

性能表 – 主臂

Unit: t

T | 100% | 360° | 183t | EN

m	17.5	23	28.5	34.1	39.6	45.2	50.6	55.9	61.5	67	72.6	78.1	83.7	89.1	94.4	103	m
2.5	**900																2.5
3	*800	*265	*265														3
3.5	*265	*265	*265	*265													3.5
4	*260	*265	*265	*265	*265												4
4.5	*260	*265	*265	*265	*265												4.5
5	*260	*265	*265	*265	*265	*265											5
6	*260	*265	*265	*265	*265	*265	*265										6
7	*256.5	*265	*265	*265	*265	*265	*254.9	199.1									7
8	*233.2	*242.6	*243.2	*241.8	*241.1	*242.3	*235.9	176.2	163.9								8
9	212.8	*221.8	*222.3	*220.1	*220.2	*221.5	*222.2	161.8	154.9	128.5							9
10	195.5	203.9	204.3	201.6	202.3	203.6	205.1	150.9	142.2	121							10
12	167.3	177.2	175.5	174.7	173.3	174.8	176.2	139.9	122.6	107.9	94.5						12
14	144.9	154.3	153.4	150.7	150.6	152.3	153.8	131.6	107.9	94.8	85.3	76.3	69.6				14
16		135.6	135.4	133.4	132.8	134.3	135.8	123.7	95	85.3	76.2	68.8	63.4	57.2			16
18		117.3	120.1	118.8	115.7	117.6	119.4	115.7	85.1	74.2	69.2	61.9	56.6	53.2	46.9	37	18
20		92.9	106.2	105.5	101.8	103.7	105.5	107.3	76.7	67.6	61.8	56.1	51.5	47.6	44	35.5	20
22			94.1	93.8	91	92	93.9	95.3	70	61	56.7	50.6	46.6	44	41.2	34.8	22
24			82.9	83.3	83.1	81.5	83.8	85.2	63.8	55.9	51.5	46.3	42.8	40.9	38.4	33.2	24
26			57.9	74.8	75.2	74	75.4	77.3	57.6	52	47.8	42.5	40	37.7	35.3	31	26
28				69	68	68.5	68.2	70.1	51.8	47.8	44.6	39.2	36.2	34.1	32.8	29.1	28
30				59.5	61.7	63.2	63	63.7	49.3	44.6	42.5	36	33.4	32	30.7	27.2	30
32					56.2	58.2	58.6	58.3	46.2	42.1	38	33.3	31.2	29.9	29	25.5	32
34					52.4	53.4	54.3	53.5	44.6	38.8	34.9	31.3	29.6	28	26.9	22.4	34
36					43.4	49.2	50.3	49.3	42.3	35.8	33	29.6	27.5	26.5	25.2	21.2	36
38						45.1	47.2	45.2	40.9	32.9	30.9	27.6	26	24	22.6	19.8	38
40						41.9	43.8	41.6	39.4	30.3	29	25.8	23.1	22	21.5	18.8	40
42						30.4	40.3	38.1	38	28.8	27.3	23.7	22	20.9	20.1	17.8	42
44							37.1	34.9	36	27.8	25.6	22.2	20.8	19.6	19.2	17	44
46							31.8	32	33.9	26.9	23.8	20.9	19.6	18.8	18.4	16	46
48							18.2	30.1	31.3	25.6	21.8	19.9	18.5	17.7	17.2	15	48
50								28.8	28.9	24.9	20.2	18.9	17.6	16.7	16.2	14.3	50
52								24.1	26.7	23.6	19.4	17.3	16.4	15.9	15.3	13.5	52
54									24.7	22.5	18.5	16.4	15.7	15.1	14.5	12.7	54
56									22.9	21.9	18.1	15.7	14.8	13.9	13.8	12.1	56
58									17.8	21.1	17	15.1	14.1	13.3	13.2	11.5	58
60										20.2	16.2	14.3	13.5	12.7	12.6	10.8	60
62										18.1	15.5	13.5	12.6	11.8	11.7	10.1	62
64										12.1	14.7	12.7	11.9	11	11.2	9.7	64
66											14.1	12	11.1	10	10.7	9	66
68											13.3	11.4	10.4	9.1	9.8	8.6	68
70												10.7	9.5	8.4	9	7.8	70
72												10.1	9	7.6	8.3	7.1	72
74												9.4	8	6.9	7.6	6.5	74
76													7.6	6.3	6.9	5.8	76
78													6.9	5.6	6.3	5.2	78
80													5.9	4.9	5.7	4.6	80
82														4.4	5.1	4	82
84														3.5	4.8	3.5	84
86															4	2.9	86
88															3.5	2.3	88
90															2.8		90

Remark: * Load over rear, requiring additional equipment. ** Indicates the lifting capacity grade.
备注：* 表示增加辅助装置，正后方作业，** 表示起重能力等级。

OPERATING RANGE - Telescopic Boom + Superlift Device (TS)

起升高度曲线 – 主臂 + 超起

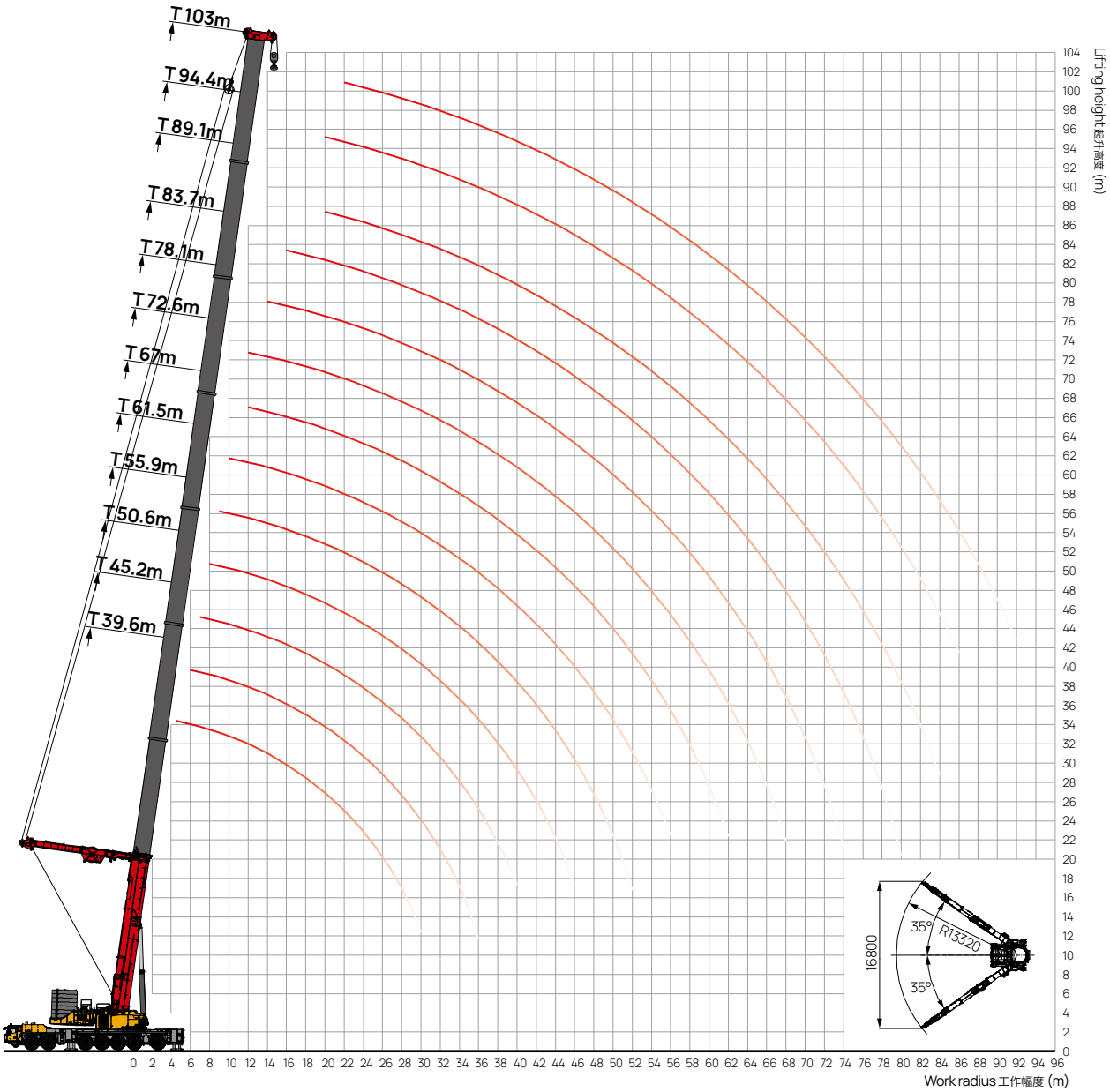

LOAD CHART - Telescopic Boom + Superlift Device (TS)

性能表 – 主臂 + 超起

Unit: t

T | S | 100% | 360° | 183t | EN

m	34.1	39.6	45.2	50.6	55.9	61.5	67	72.6	78.1	83.7	89.1	94.4	103	m
4.5	*265													4.5
5	*265	*265												5
6	*265	*265	*265											6
7	*256.2	*260	*256.8	*253.8										7
8	*232.5	*236.5	*233.5	*231.6	*227									8
9	212.6	*216.1	214	212.3	209.1	206.4								9
10	195.5	199.3	197	195.8	194	190.4	185.3							10
12	167.8	171.4	169.7	168.5	167.7	165	161.6	153.9	142					12
14	146	149.2	148	147.6	146.5	145.5	142.5	138.8	131.4	120.7	108.1			14
16	129.2	131.8	131	130.8	129.9	129	127	124.5	118.8	104.7	101	81.6	72.5	16
18	117.1	117.2	117	116.8	116.5	115.5	115.4	112	108.6	98.5	95.5	77.5	68.9	18
20	104.2	105.2	107	105.5	104.6	104.7	105.1	102	98.8	89.8	87.2	73.4	65.6	20
22	93.4	96	95.1	95.2	94.4	94.3	94.3	93.1	89.4	82.3	79.9	70.2	62.7	22
24	83.2	86	86.3	85.5	85.2	85.2	83.6	83.9	81	75.7	74.2	67.1	60	24
26	74.6	76.4	79.1	77.4	77.1	76.6	75.8	74.8	74	69.5	69.1	64.2	57.4	26
28	67.4	69.5	80.2	70.4	70	69.6	69.2	68.2	66.9	63.5	63.4	61.8	55.2	28
30	55.2	62.6	63.9	64.2	63.9	63.4	62.8	62.1	60.8	57.9	58.4	56.9	53.3	30
32		58.1	58.1	58.5	58.7	58.2	57.6	56.9	56	53.7	53.5	52.2	51.6	32
34		53	53.3	53.7	53.6	53.6	53	52	51.7	49.3	49.3	48.3	50	34
36		39.6	49.1	49.1	49.4	49.2	48.8	48.4	48.1	45.2	45.7	43.9	47.7	36
38			46.2	45	45.3	45.4	45.4	44.7	44.4	41.8	42.6	40	43.9	38
40			40.5	41.4	41.7	41.9	42.2	41.8	41.5	38.6	39.6	36.6	40.5	40
42			26.7	38.1	38.4	39.1	39.2	39	38.7	35.8	36.8	33.8	37.4	42
44				37.9	35.4	36.4	36.5	36.4	36	33.2	33.9	31.2	34.6	44
46				30.7	32.7	34.2	34.3	33.8	33.5	30.9	31.4	28.7	32.1	46
48				15.9	30.2	31.7	31.9	31.7	31.1	28.7	29	26.4	29.7	48
50					30.6	29.7	29.8	29.5	28.8	26.6	26.9	24.4	27.6	50
52					22.8	27.7	27.7	27.4	26.8	24.7	25.1	22.6	25.5	52
54						27.5	25.9	25.6	24.9	22.7	23.3	20.8	23.4	54
56						23.7	24.1	23.8	23	21.1	21.3	19	21.5	56
58						15.9	22.4	22.3	21.4	19.6	19.7	17.5	19.8	58
60							22.4	20.7	19.9	18.2	18.1	16	18.1	60
62							17.8	19.2	18.3	16.8	16.6	14.5	16.6	62
64							9.7	19	17	15.6	15.1	13	15.2	64
66								17.4	15.7	14.4	13.9	11.9	13.9	66
68								12.6	15.6	14.8	12.7	10.8	12.6	68
70									14.5	13.6	11.5	9.7	11.5	70
72									12.6	12.5	10.5	8.6	10.4	72
74									7.9	11.5	9.4	9.1	9.3	74
76										10.5	9.3	8.2	8.4	76
78										8.3	8.4	7.2	7.4	78
80										3.6	7.5	6.4	6.6	80
82											6.7	5.5	5.7	82
84											4.3	4.8	5	84
86											2	4	4.2	86
88												3.3	3.5	88
90													2.8	90
92													2.2	92

Remark: * Load over rear, requiring additional equipment.
备注：* 表示增加辅助装置，正后方作业。

OPERATING RANGE - Telescopic Boom + Superlift Device + Wind Power Jib (TSA)

起升高度曲线 – 主臂 + 超起 + 风电副臂

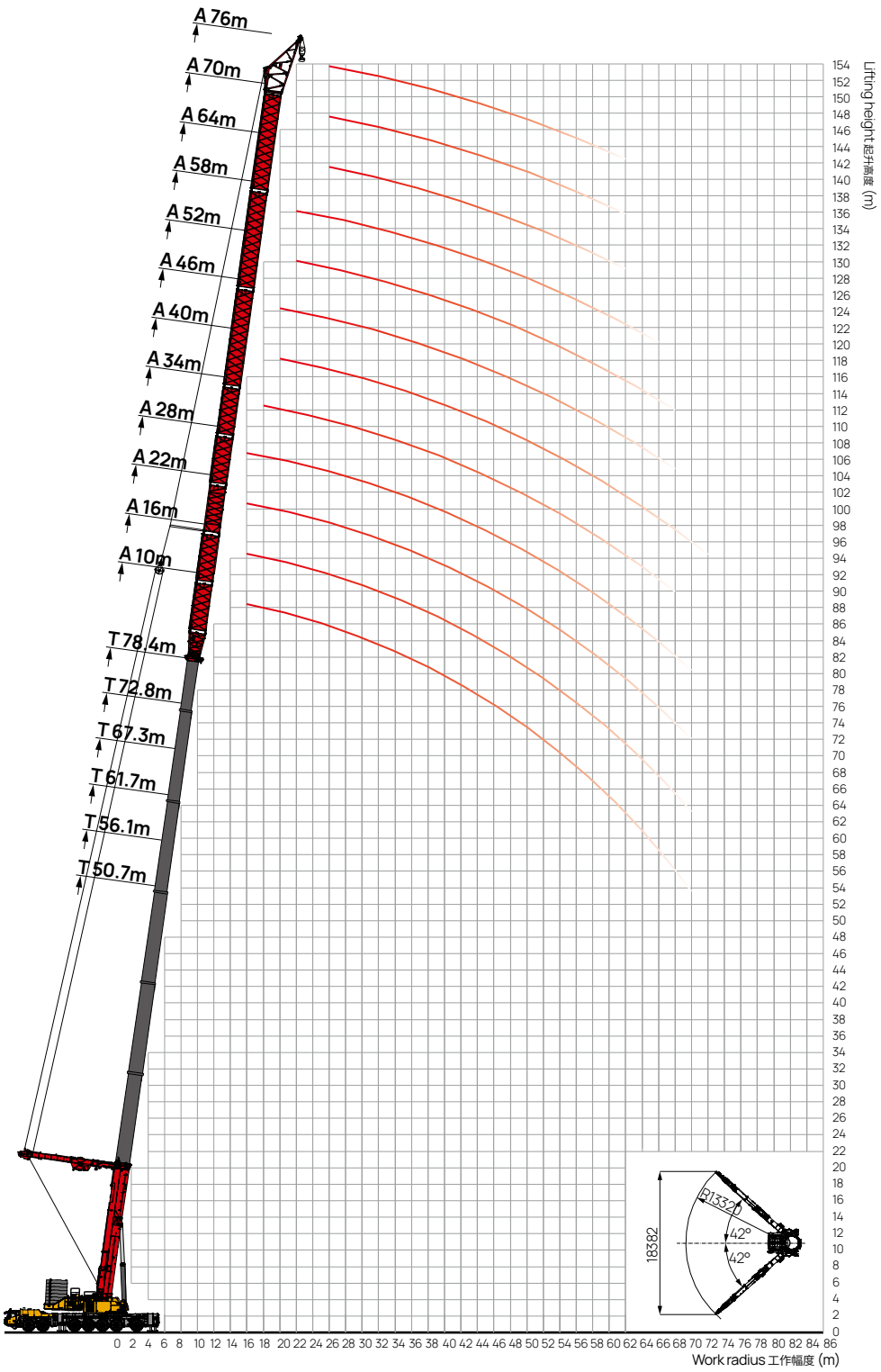

LOAD CHART - Telescopic Boom + Superlift Device + Wind Power Jib (TSA)

性能表 – 主臂 + 超起 + 风电副臂

T | S | A | 100% | 360° | 183t | EN

Unit: t

m	61.7	61.7	67.3	67.3	61.7	67.3	67.3	67.3	67.3	72.8	78.4	m
	34	40	40	46	58	58	64	70	76	76	76	
	95.7	101.7	107.3	113.3	119.7	125.3	131.3	137.3	143.3	148.8	154.4	
16	123.6	120										16
17	114.9	118.4	117									17
18	106.8	111	108	107.7								18
19	98.9	105.6	103	101.4	98							19
20	93.8	95	92.4	95.6	92.8	88.5						20
21	89.1	90	87.6	90.3	87	86.7	79.8					21
22	83.2	85	82.9	85.4	81.9	82.1	79.6	71.2	60			22
24	77.2	76.7	74.2	76.5	73.3	72	71.1	68.3	55.6	55		24
26	71.4	69.4	66.8	69.1	68.5	66.7	63.8	60.7	50.8	48.2	42	26
28	64.8	62.8	60.4	62.5	62.4	60.4	59.2	55.2	45.7	43.2	37.9	28
30	58.4	57.9	55.7	56.7	56.7	54.9	53.7	50.1	41.5	38.2	33.6	30
32	52.9	52.9	50.8	51.5	51.7	49.9	48.9	46.3	38.1	34.9	30.2	32
34	48	48.3	46.5	46.9	47.2	45.5	44.6	42.3	34.9	31.9	27.4	34
36	43.7	44	42.3	42.8	43.1	41.5	40.7	38.6	32	29.1	25	36
38	39.8	39.9	38.3	39.1	39.4	37.9	37.1	35.6	29	26.2	22.4	38
40	36.4	35.7	34.2	35.7	36.1	34.7	33.9	32.7	26.5	23.8	20.2	40
42	33.2	32.6	31.3	32.6	32.8	31.7	30.9	29.3	24.4	21.9	18.5	42
44	30.2	29.8	28.6	29.8	29.8	28.9	28.2	26.8	22.8	20.3	17.1	44
46	27	27.4	26.2	27.2	27.1	26.4	25.7	24.6	20.9	18.5	15.5	46
48	24	25.1	24	24.8	24.7	24.1	23.4	22.7	19.4	17.2	14.2	48
50	21.3	23	22	22.6	22.5	21.9	21.3	20.6	17.7	15.6	12.8	50
52	19.4	20.6	20	20.2	21	19.9	19.3	18.7	16.1	14	11.4	52
54	17.6	18.3	17.8	18	19.1	18	17.5	16.8	14.9	12.9	10.4	54
56	15.5	16.3	15.7	15.8	17	16.2	15.8	15.1	13.3	11.4	9	56
58	13.6	14.4	13.8	14	15.1	14.3	14.1	13.5	12	10.1	7.9	58
60	11.9	12.6	12	12.2	13.3	12.5	12.4	12	11	9.2	7	60
62	10.2	11	10.4	10.6	11.6	10.9	10.8	10.5	10.1	8.3	6.3	62
64	8.7	9.5	8.9	9.1	10.1	9.4	9.2	9	8.9	7.1		64
66	7.2	8	7.4	7.6	8.6	7.8	7.7	7.5	7.8			66
68	5.9	6.6	6.1	6.3	7.2	6.5		6.1				68
70	4.6	5.4	4.8	5	6							70
72		4.2	3.6									72
74		3										74

OPERATING RANGE - Telescopic Boom + Fixed Jib (TJ)

起升高度曲线 – 主臂 + 副臂

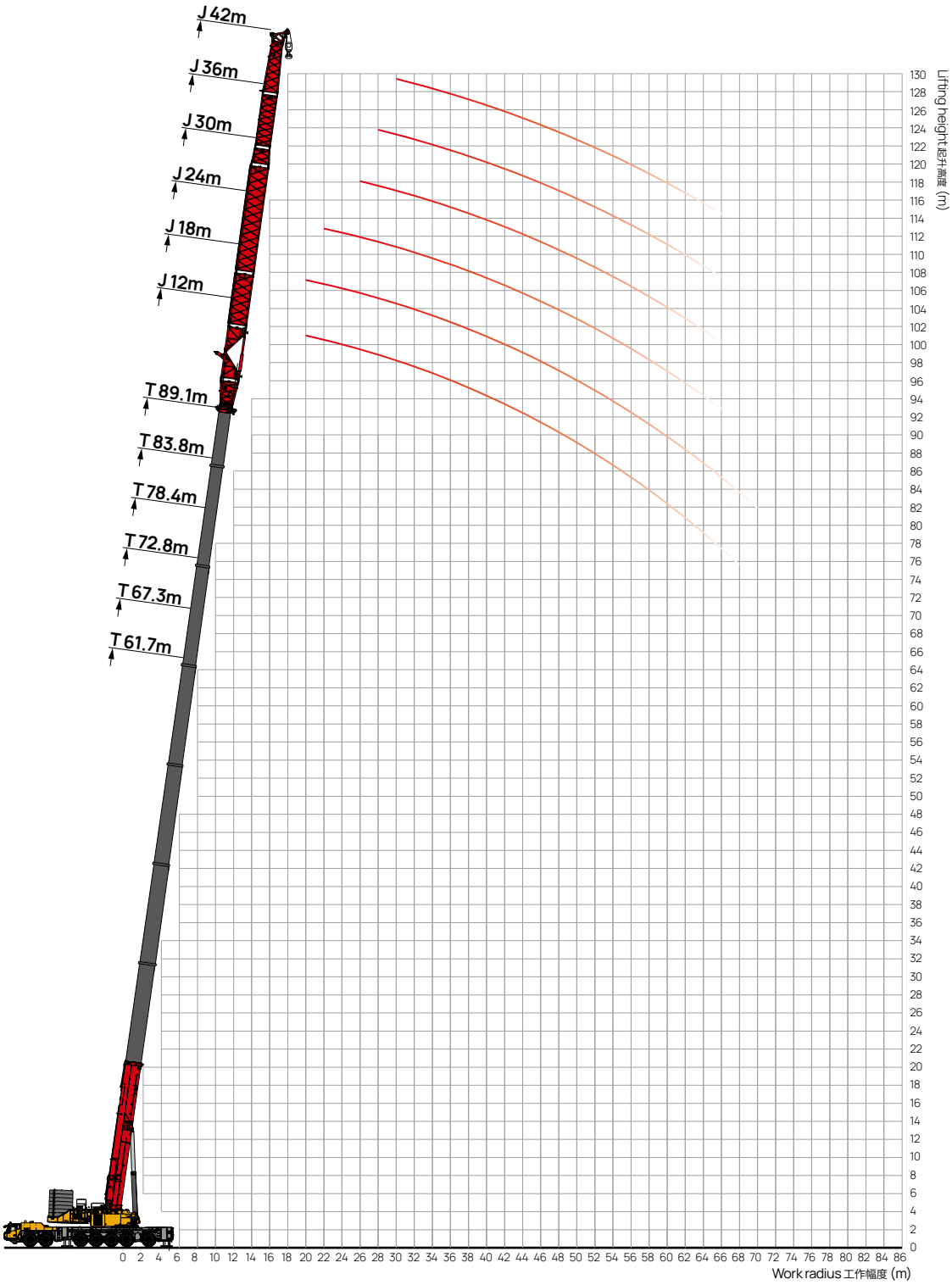

LOAD CHART - Telescopic Boom + Fixed Jib (TJ)

性能表 – 主臂 + 副臂

Unit: t

T | J | 100% | 360° | 183t | EN

m	12								18							m
	61.7	67.3	72.8	78.4	83.8	89.1	94.4	103.0	61.7	67.3	72.8	78.4	83.8	89.1	94.4	
10																10
12																12
14	79.8	61.5														14
16	73.9	57.6	51.2						60.2	52.1						16
18	68	53.8	48.6	42.8					56.9	48.8	43.4					18
20	62.8	50	45.7	40.9	37.7	31.6	26.2		52.5	45.4	42.0	35.8				20
22	58.1	46.9	43.6	39.7	36.4	30.7	25.4	15.0	48.4	42.8	40.8	35.3	28.8			22
24	54.6	43.9	40.5	38.4	34.9	29.6	24.5	15.0	45.3	40.1	39.6	34.5	28.4	22.5		24
26	51.2	41.1	38	37.3	33.7	28.9	23.9	15.0	42.3	37.7	37.1	33.6	27.7	22.0	17.2	26
28	47.7	38.3	35.5	35.8	32.6	28.1	23.2	15.0	39.3	35.3	34.7	32.3	27.2	21.6	16.8	28
30	44.8	35.8	33.2	33.6	31.5	27.2	22.5	14.9	36.9	33.2	32.5	30.8	26.5	21.0	16.4	30
32	40.1	32.5	31.1	31.5	30.3	26.5	21.9	14.9	32.9	30.7	30.5	28.9	25.8	20.4	16.0	32
34	37.6	30.1	29.2	29.9	29.1	25.4	21	14.7	30.6	28.9	28.7	27.2	25.1	19.9	15.5	34
36	36	28.5	27.9	27.8	27.8	24.3	20.1	14.5	29.1	27.8	27.4	25.6	24.5	19.4	15.1	36
38	33.6	26.4	26.1	26	26.6	23.4	19.3	14.4	27.2	26.0	25.8	24.1	23.8	18.8	14.7	38
40	31	24.5	24.3	23.9	25.3	22.2	18.3	13.9	25.2	24.0	23.8	22.4	23.0	18.2	14.2	40
42	28.1	22.6	22.6	22	23.7	21.2	17.4	13.4	23.0	21.9	21.8	20.8	22.0	17.4	13.5	42
44	25.6	20.8	20.7	20.3	22.3	20.1	16.6	13.0	21.0	20.1	20.2	18.7	21.1	16.7	12.9	44
46	23.3	19	19	18.7	20.8	19.2	15.8	12.6	19.2	18.5	18.8	17.3	19.9	15.7	12.2	46
48	21.5	17.3	17.5	17.1	19.4	18.1	14.9	12.0	17.9	17.1	17.4	16.1	18.8	14.8	11.5	48
50	19.5	16.1	16.4	15.8	18	17.1	14	11.3	16.3	15.7	16.1	15.0	17.2	13.5	10.4	50
52	17.5	14.8	15.1	14.4	16.5	16.2	13.2	10.6	14.8	14.0	14.4	14.0	15.3	12.1	9.3	52
54	15.5	13.4	13.6	13.1	14.8	15.2	12.4	10.0	13.4	12.7	13.1	12.7	13.7	10.8	8.2	54
56	13.6	12.1	12.1	11.9	13.4	14.4	11.7	9.4	12.0	11.4	11.8	11.2	12.2	9.6	7.3	56
58	12	10.9	11.1	10.9	12.3	13.2	10.8	8.6	10.8	10.1	10.4	9.9	10.6	8.3	6.2	58
60		9.8	9.9	10.2	11.1	12.1	9.8	7.8	9.6	8.9	8.9	8.9	9.3	7.2	5.4	60
62			9	9.4	10.2	10.9	8.8	7.0	8.6	7.9	7.9	7.9	8.1	6.3	4.6	62
64				8.6	9.2	9.7	7.8	6.1	7.6	7.0	7.0	7.0	6.8	5.2	3.8	64
66					8.3	8.8	7	5.5		6.0	6.0	6.0	5.7	4.4		66
68					7.3	7.9	6.2	4.8			5.1	5.1	4.6			68
70						7	5.6	4.3								70
72						6.2	4.8	3.6								72
74							4	3.0								74
76																76
78																78

LOAD CHART - Telescopic Boom + Fixed Jib (TJ)

性能表 – 主臂 + 副臂

Unit: t

T | J | 100% | 360° | 183t | EN

m	24							30							m
	61.7	67.3	72.8	78.4	83.8	89.1	94.4	61.7	67.3	72.8	78.4	83.8	89.1	94.4	
10															10
12															12
14															14
16	52.2														16
18	49.0	45.2						38.9							18
20	45.8	42.4	36.5	28.3				37.2	33.1						20
22	43.2	39.9	35.1	26.9	22.0			35.3	31.7	27.4	21.4				22
24	41.3	37.8	33.9	25.8	21.2	16.6		34.1	30.3	26.1	20.8	15.2			24
26	39.0	35.9	32.4	24.8	20.7	16.1	11.1	32.9	29.2	25.1	19.9	14.7	11.2		26
28	36.9	33.9	30.7	23.7	19.9	15.5	10.7	31.2	27.7	23.8	19.2	14.5	11.1	8.0	28
30	35.1	32.2	29.2	22.8	19.3	15.0	10.3	30.0	26.6	22.7	18.4	14.2	10.8	7.8	30
32	32.1	29.6	27.5	21.8	18.7	14.6	10.0	28.8	25.4	21.7	17.6	13.8	10.5	7.6	32
34	29.9	27.4	25.6	20.5	18.0	14.0	9.6	27.5	24.3	20.6	16.9	13.6	10.4	7.5	34
36	28.2	25.6	24.2	19.5	17.4	13.5	9.2	26.1	23.1	19.7	16.2	13.3	10.1	7.3	36
38	26.1	23.8	23.1	18.7	16.7	13.0	8.9	24.4	21.5	18.7	15.5	12.9	9.8	7.1	38
40	24.1	22.0	21.3	17.4	16.2	12.5	8.6	22.5	19.9	17.6	14.8	12.7	9.7	7.0	40
42	22.0	20.2	19.6	16.1	15.5	12.0	8.2	21.0	18.7	17.0	14.0	12.4	9.4	6.8	42
44	20.2	18.4	17.9	14.8	14.7	11.3	7.7	19.6	17.5	16.3	13.4	12.0	9.1	6.6	44
46	18.6	16.9	16.2	13.8	13.7	10.6	7.2	18.2	16.2	15.2	12.9	11.6	8.8	6.3	46
48	17.2	15.5	14.8	12.7	12.9	9.9	6.7	17.0	14.9	13.9	12.3	11.0	8.4	6.0	48
50	15.7	14.2	13.6	11.8	12.1	9.3	6.3	15.8	13.8	12.9	11.6	10.5	7.9	5.7	50
52	14.5	12.9	12.4	10.9	11.1	8.5	5.8	14.7	12.7	12.0	10.9	10.0	7.6	5.4	52
54	13.3	11.8	11.3	10.1	10.3	7.8	5.3	13.6	11.7	11.1	10.3	9.3	7.1	5.0	54
56	12.1	10.9	10.4	9.4	9.4	7.1	4.8	12.4	10.7	10.3	9.6	8.6	6.4	4.6	56
58	11.0	9.8	9.4	8.6	8.6	6.5	4.3	11.3	9.8	9.6	8.8	7.9	5.9	4.2	58
60	9.9	8.8	8.5	8.0	7.6	5.7	3.8	10.2	8.9	8.7	8.3	7.1	5.3	3.8	60
62	8.9	7.9	7.7	7.2	7.0	5.2	3.4	9.3	8.0	7.9	7.4	6.4	4.8	3.4	62
64	8.0	7.2	6.9	6.6	6.4	4.7	3.1	8.4	7.2	7.2	6.8	5.9	4.3	3.1	64
66	7.2	6.4	6.2	6.0	5.9	4.3		7.4	6.3	6.5	6.4	5.4			66
68	6.4	5.6	5.5	5.5	5.3	3.8		6.7	5.7	5.8	6.0				68
70	5.6	4.9	4.9	5.0	4.6			5.9	5.0	5.2	5.3				70
72		4.3	4.3	4.4				5.1	4.3						72
74									3.7						74
76															76
78															78

LOAD CHART - Telescopic Boom + Fixed Jib (TJ)

性能表 – 主臂 + 副臂

Unit: t

T | J | 100% | 360° | 183t | EN

m	36							42						m
	61.7	67.3	72.8	78.4	83.8	89.1	94.4	61.7	67.3	72.8	78.4	83.8	89.1	
10														10
12														12
14														14
16														16
18														18
20	29.2							24.9						20
22	27.7	23.4						24.1	21.1					22
24	26.9	22.0	19.1	15.6				23.3	20.5	16.8				24
26	26.1	20.8	18.2	15.1	12.0			22.6	19.8	16.5	13.8			26
28	24.8	20.0	17.7	14.8	11.7	8.8		21.7	19.2	16.2	13.5	10.9		28
30	24.0	19.4	17.0	14.3	11.5	8.7	6.0	20.6	18.2	15.4	13.0	10.5	7.4	30
32	23.2	18.8	16.6	13.9	11.3	8.5	5.9	19.4	17.4	14.8	12.7	10.2	7.1	32
34	22.2	18.1	16.0	13.5	11.1	8.3	5.8	18.6	16.6	14.3	12.4	10.1	7.1	34
36	21.2	17.2	15.5	13.1	10.9	8.2	5.7	17.8	15.9	13.9	12.0	9.9	6.9	36
38	19.9	16.6	15.0	12.8	10.7	8.0	5.6	17.0	15.4	13.5	11.5	9.6	6.7	38
40	18.7	15.9	14.4	12.2	10.4	7.8	5.4	16.3	14.8	13.0	11.2	9.4	6.6	40
42	17.6	15.4	13.7	11.6	10.1	7.5	5.2	15.7	14.2	12.7	10.8	9.3	6.5	42
44	16.5	14.4	13.0	11.2	9.8	7.3	5.1	15.1	13.7	12.4	10.6	9.2	6.4	44
46	15.6	13.5	12.4	10.8	9.4	7.0	4.9	14.4	13.3	12.1	10.3	9.0	6.3	46
48	14.7	12.8	11.7	10.4	9.0	6.7	4.7	13.9	12.9	11.4	9.9	8.8	6.1	48
50	13.8	11.8	11.1	9.8	8.6	6.4	4.4	13.3	12.2	11.3	9.4	8.5	5.9	50
52	13.0	11.0	10.4	9.3	8.2	6.1	4.2	12.7	11.5	10.8	9.0	8.1	5.6	52
54	12.2	10.3	9.8	8.8	7.8	5.7	4.0	12.0	10.8	10.2	8.5	7.8	5.4	54
56	11.4	9.6	9.1	8.3	7.2	5.3	3.7	11.2	10.0	9.6	8.0	7.2	5.0	56
58	10.7	9.0	8.6	7.7	6.6	4.9	3.4	10.4	9.3	9.0	7.3	6.8	4.7	58
60	9.9	8.5	8.1	7.3	6.1	4.4	3.1	9.7	8.6	8.4	6.9	6.3	4.4	60
62	9.1	7.8	7.7	6.6	5.6	4.0	2.8	9.0	8.0	8.0	6.4	6.0	4.1	62
64	8.5	7.4	7.2	6.1	5.2	3.7	2.6	8.3	7.4	7.4	6.0	5.6	3.8	64
66	7.9	6.9	6.6	5.9	4.9	3.5		7.8	6.8	7.0	5.5	5.2	3.6	66
68	7.3	6.4	6.2	5.5	4.5			7.2	6.3	6.6	5.1			68
70	6.7	5.6	5.7	5.1				6.6	5.8	6.1				70
72	5.6	5.0						6.1	5.4					72
74		4.3												74
76														76
78														78

OPERATING RANGE - Telescopic Boom + Boom Extension + Fixed Jib (TEJ)

起升高度曲线 – 主臂 + 主臂延伸节 + 副臂

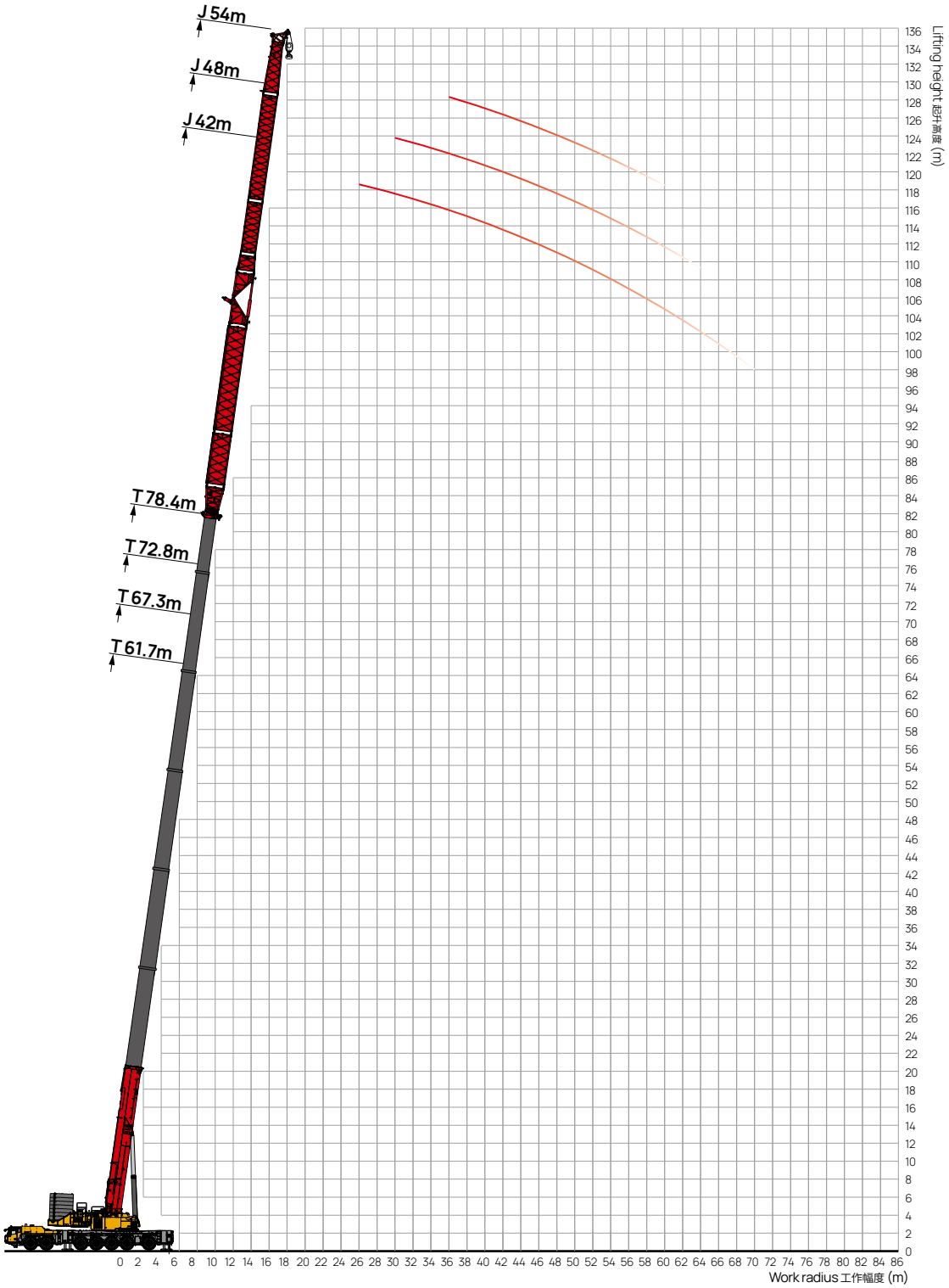

LOAD CHART - Telescopic Boom + Boom Extension + Fixed Jib (TEJ)

性能表 – 主臂 + 主臂延伸节 + 副臂

T | E | J | 100% | 360° | 183t | EN

Unit: t

m	42						48					54				m
	61.7	67.3	72.8	78.4	83.8	89.1	61.7	67.3	72.8	78.4	83.8	61.7	67.3	72.8	78.4	
10																10
12																12
14																14
16																16
18																18
20	25.3															20
22	24.2	22.2														22
24	23.9	21.3	17.4				20									24
26	23.5	20.7	17.0	13.2			19.5	16.2				15.7				26
28	22.9	19.7	16.8	12.9	10.1		19	15.8	13.4			15.3				28
30	21.8	19.0	16.5	12.6	9.9	6.4	18.7	15.5	13.3	10.3		14.9	12.7			30
32	21.0	18.1	16.1	12.4	9.7	6.3	18.2	15.2	13.1	10.2	8.3	14.4	12.4	10.6		32
34	20.1	17.2	15.4	12.1	9.6	6.2	17.6	14.8	12.9	10.1	8.2	13.9	12.0	10.3		34
36	19.1	16.6	14.8	11.5	9.2	6.0	16.9	14.5	12.7	10	8.2	13.2	11.6	10.0	6.5	36
38	18.3	16.0	14.3	11.0	8.8	5.7	16.3	14.2	12.3	9.8	8	12.6	11.2	9.6	6.3	38
40	17.6	15.5	13.9	10.6	8.4	5.4	15.5	13.9	11.9	9.6	7.8	12.0	10.7	9.3	6.0	40
42	16.8	15.0	13.4	10.2	8.0	5.2	14.7	13.4	11.4	9.4	7.7	11.5	10.3	8.9	5.6	42
44	16.1	14.3	13.1	9.9	7.7	5.0	14	12.8	10.9	9	7.3	10.9	9.8	8.5	5.5	44
46	15.5	13.8	12.6	9.6	7.4	4.8	13.2	12.2	10.4	8.6	7	10.3	9.4	8.0	5.3	46
48	14.9	13.1	12.3	9.2	7.0	4.6	12.3	11.5	9.9	8.2	6.7	9.7	8.9	7.6	5.2	48
50	14.1	12.4	11.9	8.9	6.8	4.4	11.7	11	9.4	7.9	6.3	9.1	8.5	7.2	5.0	50
52	13.3	11.8	11.6	8.6	6.6	4.3	11.2	10.5	9	7.4	5.9	8.5	7.8	6.8	4.9	52
54	12.4	11.0	10.9	8.2	6.3	4.1	10.6	10.1	8.7	7.1	5.7	8.0	7.4	6.4	4.8	54
56	11.3	10.3	10.1	7.8	6.0	3.9	10	9.6	8.4	6.8	5.4	7.6	6.9	6.0	4.6	56
58	10.4	9.4	9.4	7.3	5.6	3.7	9.4	9.1	8	6.5	5.2	7.1	6.6	5.7	4.4	58
60	9.6	8.6	8.6	6.8	5.2	3.4	8.8	8.7	7.6	6.2	4.9	6.6	6.3	5.4	4.2	60
62	8.8	7.9	7.8	6.2	4.8	3.1	8.2	8.3	7.2	5.8	4.6	6.2	5.9	5.1		62
64	8.0	7.2	7.1	5.6	4.3		7.7	7.8	6.8	5.5		5.7	5.5	4.8		64
66	7.4	6.6	6.5	5.2	3.8		7.2	7.5	6.5			5.3	5.2	4.5		66
68	6.7	6.0	5.8	4.7	3.3		6.7	7	6.2			5.0	4.8	4.2		68
70	6.1	5.4	5.3	4.2			6.1	6.6				4.6	4.5			70
72	5.5	5.0	4.8				5.5					4.1	4.2			72
74		4.5	4.3				4.9									74

LOAD CHART - Telescopic Boom + Boom Extension + Fixed Jib (TEJ)

性能表 – 主臂 + 主臂延伸节 + 副臂

T | E | J | 100% | 360° | 183t | EN

Unit: t

m	42					48					54				m
	61.7	67.2	72.7	78.3	83.8	61.7	67.2	72.7	78.3	83.8	61.7	67.2	72.7	78.3	
10															10
12															12
14															14
16															16
18															18
20	23.9														20
22	22.9	21.0													22
24	21.9	20.1	14.9			18.5									24
26	22.6	19.5	14.6	11.7		18.0	14.9	12.6			14.8				26
28	21.6	18.6	14.4	11.5	8.9	17.5	14.5	12.5			14.4				28
30	20.6	17.9	14.1	11.2	8.7	17.2	14.2	12.4	9.8		14.0	11.9			30
32	19.8	17.0	13.8	11.0	8.5	16.7	13.9	12.2	9.7	7.1	13.5	11.6	9.8		32
34	18.9	16.2	13.2	10.7	8.4	16.2	13.5	12.0	9.6	6.9	13.0	11.2	9.5		34
36	18.0	15.6	12.6	10.2	8.1	15.5	13.2	11.8	9.5	6.8	12.4	10.8	9.2	5.8	36
38	17.2	15.0	12.2	9.7	7.7	14.9	12.9	11.4	9.3	6.6	11.8	10.4	8.8	5.6	38
40	16.5	14.5	11.8	9.4	7.3	14.1	12.5	11.0	9.1	6.4	11.2	9.9	8.5	5.3	40
42	15.8	14.0	11.4	9.0	7.0	13.4	12.0	10.5	8.9	6.1	10.7	9.5	8.1	4.9	42
44	15.1	13.4	11.1	8.7	6.7	12.7	11.4	10.0	8.5	5.9	10.1	9.0	7.7	4.8	44
46	14.5	12.9	10.7	8.4	6.4	11.9	10.8	9.5	8.1	5.5	9.5	8.6	7.3	4.6	46
48	13.9	12.3	10.4	8.1	6.1	11.1	10.1	9.0	7.7	5.2	8.9	8.1	6.9	4.5	48
50	13.3	11.8	10.1	7.8	5.9	10.5	9.6	8.5	7.3	5.0	8.3	7.7	6.5	4.3	50
52	12.6	11.3	9.8	7.5	5.7	10.0	9.1	8.1	6.8	4.6	7.7	7.1	6.1	4.1	52
54	11.8	10.7	9.3	7.2	5.4	9.4	8.7	7.8	6.5	4.3	7.3	6.7	5.7	4.2	54
56	10.9	10.1	8.7	6.8	5.1	8.8	8.2	7.4	6.2	4.0	6.9	6.2	5.3	3.9	56
58	10.1	9.3	8.2	6.3	4.8	8.3	7.7	7.0	5.9		6.4	5.9	5.0	3.7	58
60	9.3	8.6	7.5	5.9	4.4	7.7	7.2	6.6	5.6		5.9	5.6	4.7	3.5	60
62	8.6	7.9	6.9	5.3	4.0	7.1	6.8	6.2	5.2		5.5	5.2	4.4		62
64	7.9	7.3	6.3	4.8	3.6	6.6	6.3	5.8	4.9		5.0	4.8	4.1		64
66	7.3	6.7	5.8	4.4	3.1	6.2	6.0	5.5			4.6	4.5	3.8		66
68	6.6	6.2	5.2	3.9		5.7	5.5	5.2			4.3	4.1	3.5		68
70	6.1	5.6	4.8	3.5		5.1	5.1				3.9	3.8			70
72	5.5	5.2	4.3			4.5					3.4	3.5			72
74		4.7	3.9			3.9									74

OPERATING RANGE - Telescopic Boom + Fixed Jib + Superlift Device (TSJ)

起升高度曲线 – 主臂 + 副臂 + 超起

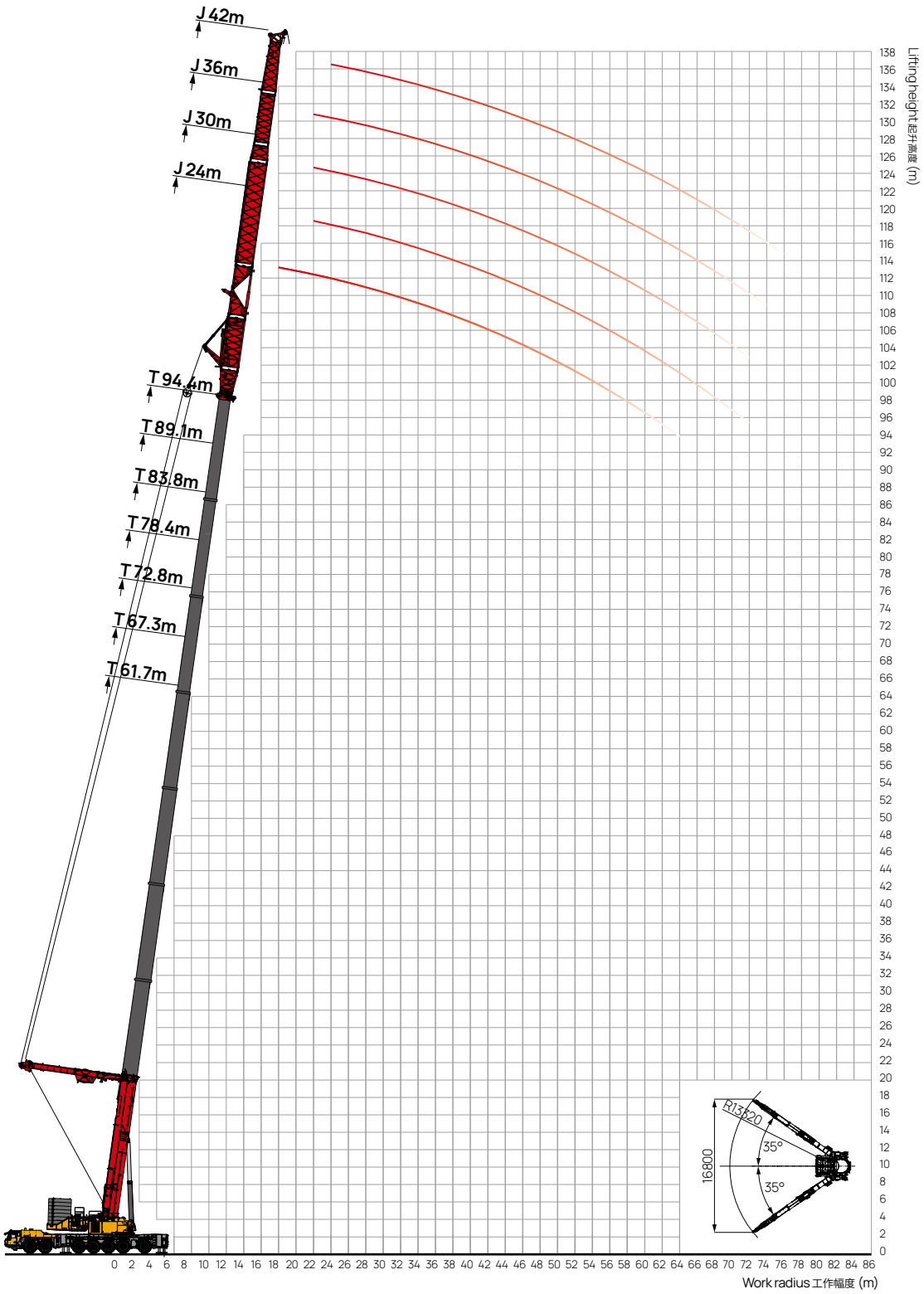

LOAD CHART - Telescopic Boom + Fixed Jib + Superlift Device (TSJ)

性能表 – 主臂 + 副臂 + 超起

Unit: t

T | J | S | 100% | 360° | 183t | EN

m	18							24							m
	61.7	67.3	72.8	78.4	83.8	89.1	94.4	61.7	67.3	72.8	78.4	83.8	89.1	94.4	
10															10
12															12
14	89.4	86.2	84.5					79.4							14
16	83.6	81.3	80.3	79.8	76.8			76.4	78.6	76					16
18	77.9	76.7	75.8	74.9	73.1	68.5	60.3	73.2	74.1	71.6	68.6	64.6			18
20	72.2	71.1	71.5	69.7	67.9	64.6	56.2	71.8	69.6	67.3	64.4	60.6	57.7		20
22	67.2	66.2	66.7	64.3	63.5	60.7	52.3	66.9	65.6	63.4	60.7	57.2	54.4	48.8	22
24	62.5	61.6	61.2	58.6	57.7	55.1	48.5	62.8	61.1	59.1	56.5	53.2	50.7	45.4	24
26	59.2	58.4	56.8	53.4	52.4	50	45.6	57.8	56.3	54.5	52.1	49.1	46.7	41.9	26
28	55.8	55.1	52.1	49.1	47.6	45.4	41.7	52.7	51.8	50.1	47.9	45.1	43	38.5	28
30	52.4	51.8	48.2	46.2	45.2	43.1	39.6	47.8	47.2	45.6	43.6	41.1	39.2	35	30
32	49.5	48.9	44.8	43.3	42.9	40.9	37.6	43	42.8	41.3	39.5	37.2	35.5	31.7	32
34	44.9	44.4	42	40.7	40	38.1	35	39.6	38.5	37.1	35.5	33.5	31.9	28.5	34
36	41.5	41.4	39.3	38.1	37.8	36	33	36.8	35.4	34.2	32.6	30.8	29.4	26.2	36
38	37.7	37.6	37.5	35.7	35.1	33.4	30.6	34.3	32.9	31.7	30.3	28.6	27.3	24.3	38
40	34.3	34.2	34.5	33.4	33.1	31.4	28.7	32	30.6	29.5	28.1	26.6	25.4	22.6	40
42	31.1	30.9	31.3	30.9	30.7	29.1	26.6	29.6	28.6	27.6	26.3	24.8	23.7	21.1	42
44	27.8	27.6	28	28.5	28.4	26.9	24.6	26.7	26.4	25.4	24.2	22.9	21.9	19.5	44
46	24.7	24.6	24.9	25.5	25.4	24	21.9	24.2	23.8	22.9	21.8	20.6	19.7	17.5	46
48	22	21.8	22.2	22.8	23.2	22	19.9	21.8	21.6	20.7	19.7	18.6	17.8	15.8	48
50	19.4	19.3	19.6	20.3	21.3	20.2	18.2	19.7	19.4	18.7	17.7	16.8	16	14.2	50
52	17.1	16.9	17.3	18	19	18.5	16.7	17.5	17.1	17.1	16.3	15.4	14.8	13.1	52
54	15	14.8	15.1	15.9	16.8	16.4	14.7	15.2	14.9	15.1	14.5	13.7	13.1	11.6	54
56	13	12.8	13.2	13.9	14.8	15.2	13.6	13.3	12.9	13.1	13.1	12.4	11.9	10.5	56
58	11.1	11	11.3	12	13	13.1	11.7	11.4	11.1	11.2	11.8	11.3	10.9	9.6	58
60	9.5	9.3	9.7	10.3	11.2	11	9.7	9.7	9.4	9.5	10.1	10.2	9.8	8.6	60
62	7.9	7.6	8	8.7	9.7	9.3	8.1	8.2	7.8	7.9	8.5	9.2	8.9	7.8	62
64	6.3	6.2	6.5	7.3	8.2	8	6.9	6.6	6.3	6.5	7	7.7	8	7	64
66			5.2	5.9	6.8	7.5			4.9	5.1	5.6	6.4	7.1	6.2	66
68					5.5	6.5				3.7	4.3	5.1	5.9	5.4	68
70						5.4					3.1	3.8	4.7	4.8	70
72												2.7	3.5	4.3	72
74															74

LOAD CHART - Telescopic Boom + Fixed Jib + Superlift Device (TSJ)

性能表 – 主臂 + 副臂 + 超起

T | J | S | 100% | 360° | 183t | EN

Unit: t

m	30							36							m
	61.7	67.3	72.8	78.4	83.8	89.1	94.4	61.7	67.3	72.8	78.4	83.8	89.1	94.4	
10															10
12															12
14	71.2														14
16	68.5	65	60					62.9	60	56.7					16
18	65.6	62	57.2	53	46			60	57	53.2	50.3	44.2			18
20	61.2	59	54.4	50.6	44.6	37.5		56.5	53.3	50.6	47.7	42.1	35.8		20
22	57	56	51.8	48.4	43	35.7	30.6	52.6	49.5	47.9	44.8	40.1	34.1	28.8	22
24	53.6	52.7	48.8	46.2	41.5	34	29.1	49.9	47.5	45.3	42.6	37.9	32.5	27.4	24
26	50.8	50	46.6	43.4	39.6	32.6	27.9	47.7	45.2	42.6	39.6	35.4	30.7	25.9	26
28	47.7	47	43.6	40.3	37.3	31	26.5	45.7	43	40.2	36.7	33	28.6	24.1	28
30	45.1	44.4	41.2	37.1	34.3	30	25.7	44	41.3	38.6	33.8	30.4	26.7	22.5	30
32	42.7	42	38.7	34.5	32	28.8	24.6	42.3	39.5	36.7	31.9	27.7	24.5	20.7	32
34	39	38.3	36.4	32.3	30	27.2	23.2	39.7	37.3	34.9	30.1	25.8	22.3	18.8	34
36	36.5	35.9	34.4	30.4	28.2	25.5	21.7	37.3	35.3	33.4	28.6	24.7	20.7	17.4	36
38	34.4	33.8	32.2	28.7	26.7	24.1	20.5	34.7	32.9	31.2	27.3	23.8	19.9	16.7	38
40	32	31.4	30.4	26.8	24.9	22.4	19.1	32.1	30.8	29.5	25.6	23	19.1	16.1	40
42	29.5	29	28.9	25.4	23.6	21.3	18.1	29.9	29	28.2	24.1	22.2	18.5	15.5	42
44	27	26.5	27.1	24	22.7	20.4	17.3	27.8	27.5	27.2	23	21.5	17.8	14.9	44
46	24.6	24.2	24.5	22.5	21.9	19.7	16.7	25.8	25.4	25.1	22.2	20.7	17.2	14.5	46
48	22.6	22.3	22.4	20.4	20.9	18.8	15.9	24.1	23.1	22	20.4	19.9	16.6	13.9	48
50	20.8	20.4	20.4	18.8	19.8	17.7	15	22.2	21.4	20.5	19.1	19	15.9	13.3	50
52	18.5	18.1	18.1	17.4	18.5	16.6	14	19.8	19.3	19	17.6	18	15.2	12.7	52
54	16.4	16	16	16.3	17	15.5	13	17.6	17.1	17	16.3	16.9	14.3	12	54
56	14.4	14	14	14.3	14.9	14.4	12	15.7	15.1	15	15	15.7	13.4	11.2	56
58	12.5	12.1	12.1	12.5	13.1	13.1	10.9	13.8	13.2	13.1	13.4	13.8	12.4	10.4	58
60	10.8	10.4	10.4	10.8	11.4	12	10	12	11.5	11.4	11.7	12.2	11.5	9.6	60
62	9.2	8.8	8.8	9.2	9.8	10.6	8.8	10.5	9.9	9.8	10.1	10.5	10.6	8.8	62
64	7.7	7.3	7.3	7.7	8.3	9.1	7.7	9	8.4	8.4	8.6	9.1	9.5	7.8	64
66	6.3	5.9	5.9	6.3	6.9	7.6	6.6	7.6	7	6.9	7.1	7.7	8.3	7.3	66
68	5.1	4.6	4.6	5	5.6	6.4	5.6	6.3	5.7	5.6	5.9	6.3	7	6.6	68
70		3.4	3.4	3.7	4.4	5.1	5.1	5	4.5	4.4	4.6	5.1	5.8	5.8	70
72			2.2	2.6	3.2	3.9	4.5	3.9	3.3	3.2	3.4	4	4.6	4.9	72
74								2.7	2.2			2.8	3.5	4	74
76													2.4		76

LOAD CHART - Telescopic Boom + Fixed Jib + Superlift Device (TSJ)

性能表 – 主臂 + 副臂 + 超起

T | J | S | 100% | 360° | 183t | EN

Unit: t

m	42							m
	61.7	67.3	72.8	78.4	83.8	89.1	94.4	
10								10
12								12
14								14
16	53							16
18	50.5	48.7	47.6	46				18
20	48.1	46.4	45.4	44	39.4			20
22	45.8	44.2	43.2	41.6	37.2	32.6		22
24	43.6	42	41.1	39.5	35.4	31	27.2	24
26	41.4	40	39.1	37.6	33.7	29.5	25.8	26
28	39.4	38	37.1	35.7	32	28	24.5	28
30	37.4	36.1	35.2	34	30.4	26.6	23.3	30
32	35.5	34.2	33.4	32.2	28.8	25.2	22	32
34	33.8	32.5	31.7	30.6	27.4	23.9	20.9	34
36	32.1	30.9	30.2	29.1	26	22.8	19.9	36
38	30.6	29.4	28.7	27.6	24.7	21.6	18.9	38
40	29.2	28	27.3	26.3	23.5	20.6	18	40
42	27.8	26.6	26	25	22.4	19.5	17.1	42
44	26.4	25.3	24.7	23.9	21.3	18.6	16.2	44
46	24.7	24.1	23.5	22.7	20.2	17.7	15.4	46
48	23	22.5	21.9	21.2	18.9	16.5	14.4	48
50	21.5	20.9	20.4	19.7	17.6	15.3	13.4	50
52	20.1	19.5	19	18.3	16.3	14.2	12.4	52
54	18.6	18	17.7	17.1	15.2	13.3	11.5	54
56	16.7	16	15.8	15.8	14.1	12.2	10.7	56
58	14.8	14.1	14	14.1	12.9	11.2	9.8	58
60	13	12.4	12.2	12.4	11.8	10.3	8.9	60
62	11.5	10.8	10.6	10.8	10.8	9.3	8.1	62
64	10	9.3	9.1	9.3	9.7	8.4	7.2	64
66	8.5	7.9	7.7	7.8	8.3	7.5	6.5	66
68	7.2	6.6	6.4	6.6	6.9	6.6	5.7	68
70	6	5.3	5.2	5.3	5.7	5.7	4.9	70
72	4.8	4.2	4	4.1	4.5	4.9	4.2	72
74	3.7	3.1	2.9	3.1	3.4	3.9	3.5	74
76	2.7			2	2.4	2.9	3.4	76

OPERATING RANGE - Telescopic Boom + Boom Extension + Fixed Jib + Superlift Device (TESJ)

起升高度曲线 – 主臂 + 主臂延伸节 + 副臂 + 超起

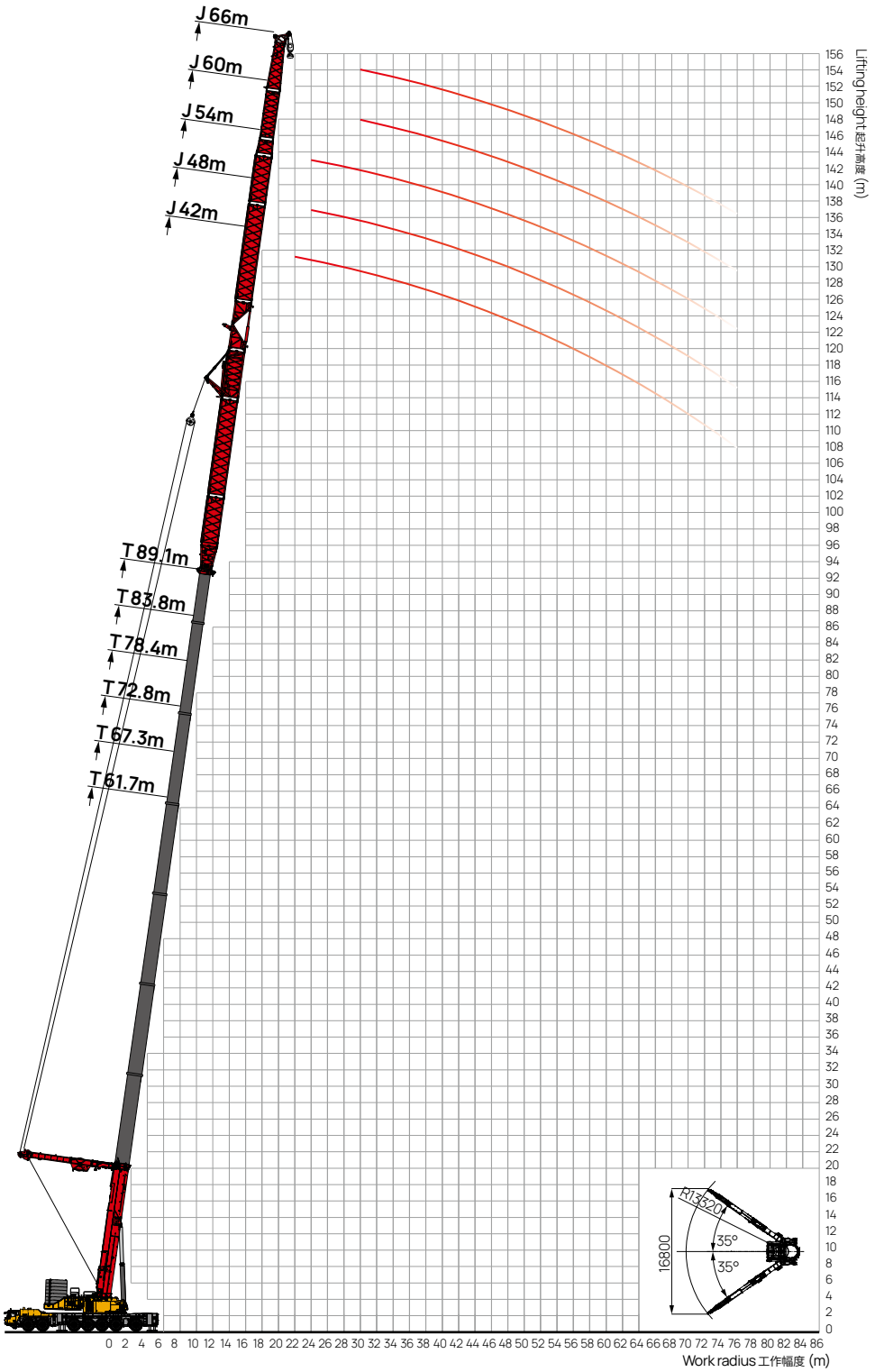

LOAD CHART - Telescopic Boom + Boom Extension + Fixed Jib + Superlift Device (TESJ)

性能表 – 主臂 + 主臂延伸节 + 副臂 + 超起

T | E | J | S | 100% | 360° | 183t | EN

Unit: t

m	42							48							m
	61.7	67.3	72.8	78.4	83.8	89.1	94.4	61.7	67.3	72.8	78.4	83.8	89.1	94.4	
10															10
12															12
14															14
16	66														16
18	62.2	60.8	58.3					56.2	55	52.7					18
20	58.4	57.1	54.7	51.9	46.1			51.9	50.8	48.6	47.3	44.5			20
22	54.7	53.5	51.2	48.6	43.2	38.6	34.1	48.1	47	45	43.8	41.3	37.9		22
24	51.2	50.1	47.9	45.5	40.4	36.1	31.9	44.7	43.7	41.9	40.7	38.4	35.2	30	24
26	48	46.9	44.9	42.6	37.9	33.9	29.9	41.6	40.7	38.9	37.9	35.7	32.7	27.9	26
28	45	44	42.1	40	35.6	31.8	28.1	38.8	37.9	36.3	35.3	33.3	30.5	26	28
30	42.2	41.2	39.5	37.5	33.4	29.8	26.4	36.1	35.2	33.7	32.8	30.9	28.4	24.2	30
32	39.7	38.8	37.1	35.2	31.4	28.1	24.8	33.6	32.8	31.4	30.6	28.9	26.4	22.6	32
34	37.3	36.4	34.9	33.1	29.5	26.4	23.4	31.4	30.7	29.4	28.6	27	24.7	21.1	34
36	35.4	34.6	33.1	31.4	28	25	22.2	29.4	28.7	27.5	26.8	25.3	23.1	19.7	36
38	33.5	32.7	31.3	29.7	26.5	23.7	21	27.6	26.9	25.7	25.1	23.7	21.7	18.5	38
40	32	31.2	29.9	28.3	25.3	22.7	20.1	25.8	25.2	24.1	23.5	22.2	20.3	17.3	40
42	30.5	29.8	28.5	27	24.2	21.6	19.2	24	23.4	22.4	21.8	20.6	18.8	16.1	42
44	29	28.3	27.1	25.7	23	20.6	18.2	22.4	21.8	20.9	20.3	19.2	17.6	15	44
46	27.3	26.5	25.6	24.3	21.8	19.5	17.3	20.8	20.3	19.4	18.9	17.8	16.3	13.9	46
48	24.6	24	23.4	23.1	20.7	18.5	16.5	19.3	18.8	18	17.5	16.6	15.1	12.9	48
50	22.1	21.4	21.3	21	19.2	17.2	15.3	18	17.6	16.8	16.4	15.5	14.1	12.1	50
52	19.7	19.1	18.9	19	17.7	15.9	14.1	17	16.5	15.8	15.4	14.6	13.3	11.4	52
54	17.5	16.9	16.8	17	16.4	14.7	13.1	15.9	15.5	14.8	14.4	13.6	12.4	10.7	54
56	15.5	14.9	14.8	14.9	15.1	13.5	12.1	14.9	14.5	13.8	13.5	12.8	11.7	10	56
58	13.7	13	12.9	13	13.5	12.4	11	14	13.7	13	12.7	12.1	11	9.4	58
60	11.9	11.4	11.2	11.3	11.8	11.2	10	12.8	12.1	11.9	11.9	11.3	10.3	8.8	60
62	10.3	9.7	9.6	9.8	10.2	10.2	9.1	11.2	10.6	10.3	10.4	10.6	9.6	8.2	62
64	8.8	8.3	8.1	8.3	8.7	9.2	8.3	9.7	9	8.8	8.9	9.2	9	7.7	64
66	7.4	6.8	6.6	6.9	7.3	7.8	7.6	8.3	7.6	7.4	7.4	7.7	8.3	7.1	66
68	6.1	5.5	5.3	5.5	5.9	6.5	6.4	6.9	6.3	6.1	6.2	6.5	6.9	6.5	68
70	4.9	4.2	4.1	4.3	4.7	5.3	5.5	5.7	5.1	4.8	4.9	5.2	5.7	5.9	70
72	3.7	3.1	3	3.1	3.5	4.1	4.6	4.5	3.9	3.7	3.7	4.1	4.5	5	72
74	2.6	2		2	2.4	3	3.5	3.4	2.8	2.6	2.7	2.9	3.4	3.9	74
76							2.5	2.4					2.4	2.8	76

LOAD CHART - Telescopic Boom + Boom Extension + Fixed Jib + Superlift Device (TESJ)

性能表 – 主臂 + 主臂延伸节 + 副臂 + 超起

T | E | J | S | 100% | 360° | 183t | EN

Unit: t

m	54							60						66						m
	61.7	67.3	72.8	78.4	83.8	89.1	94.4	61.7	67.3	72.8	78.4	83.8	89.1	61.7	67.3	72.8	78.4	83.8	89.1	
10																				10
12																				12
14																				14
16																				16
18																				18
20	49	47.8																		20
22	46.5	45.4	43.5	41				44.9						40.9	36.5					22
24	44	42.9	41.1	38.8	35.5	32.2		41.5	40.2	36.2				37.3	34.2	34	31.1			24
26	41.3	40.3	38.6	36.4	33.3	30.2	26.3	37.4	35.6	33.7	30			34	31.3	31.2	29.4	26.4		26
28	38.7	37.7	36.1	34	31.2	28.2	24.6	34.2	31.5	28.7	28.6	26.2		31.1	28.9	26.6	27.6	24.6	20.8	28
30	36	35.1	33.5	31.6	28.9	26.2	22.9	31.7	28	24.3	26.2	23.8	21.5	28.8	25.7	22.6	25.2	22.7	19.4	30
32	33.5	32.6	31.2	29.4	26.9	24.4	21.2	29.1	25.8	22.6	24.3	21.2	20.4	26.5	23.7	20.9	23.4	21	17.9	32
34	31.2	30.4	29	27.3	25	22.7	19.7	27.5	24.4	21.4	22	20.1	19	25	22.4	19.8	21.1	19.2	16.5	34
36	29.2	28.4	27.1	25.5	23.4	21.2	18.4	26.7	23.3	20	19.8	19.1	17.4	24.2	21.4	18.6	18.9	17.9	15.1	36
38	27.4	26.6	25.4	23.9	21.9	19.9	17.3	25.8	22.8	19.8	16.1	17.8	16.6	23.4	20.9	18.3	15.2	16.6	14	38
40	25.8	25.1	23.8	22.5	20.6	18.7	16.2	24.6	22.1	19.5	15.9	16.6	15.4	22.4	20.2	18.1	15	15.6	13	40
42	24.3	23.6	22.4	21.2	19.3	17.6	15.2	23.5	21.4	19.3	15.7	15	14.4	21.3	19.6	17.9	14.8	14.1	12.2	42
44	22.8	22.1	21	19.8	18.1	16.5	14.3	22.6	20.8	19.1	15.5	12.4	13	20.5	19.1	17.7	14.6	11.7	11	44
46	21.4	20.8	19.6	18.6	16.9	15.4	13.4	21.5	20.2	18.9	15.2	12.2	10.7	19.6	18.6	17.6	14.3	11.5	9.1	46
48	20.2	19.6	18.5	17.5	16	14.5	12.6	20.7	19.7	18.7	14.9	12	10.6	18.8	18.1	17.4	14	11.4	8.9	48
50	19.2	18.6	17.6	16.6	15.1	13.8	11.9	19.9	19.2	18.5	14.6	11.9	10.4	18	17.6	17.2	13.7	11.2	8.8	50
52	18.2	17.6	16.6	15.7	14.3	13.1	11.3	18.9	18.6	18.3	14.2	11.6	10.3	17.3	17.1	17	13.3	11.1	8.7	52
54	17.3	16.7	15.8	14.9	13.6	12.4	10.7	18.2	18	17.8	13.9	11.4	10.1	16.5	16.5	16.5	13	10.9	8.6	54
56	16.4	15.9	14.9	14.1	12.8	11.7	10.1	17.6	16.8	16.1	13.6	11.2	9.9	15.9	15.9	15.9	12.3	10.5	8.4	56
58	15	14.4	14	13.3	12.1	11.1	9.5	15.6	14.9	14.5	13.3	11.1	9.8	15.3	15.2	14.4	11.3	9.6	8.1	58
60	13.3	12.6	12.3	12.3	11.4	10.4	8.9	13.9	13.2	12.8	12.7	10.9	9.7	14.2	13.5	12.9	10.7	8.8	7.3	60
62	11.7	11	10.7	10.7	10.6	9.7	8.3	12.3	11.6	11.2	11.1	10.7	9.5	12.6	11.8	11.4	9.8	8.1	6.8	62
64	10.2	9.5	9.2	9.2	9.5	9.1	7.8	10.8	10.1	9.7	9.6	9.8	9.3	11.1	10.3	9.9	9.3	7.5	6.2	64
66	8.8	8	7.7	7.8	8	8.4	7.3	9.4	8.6	8.3	8.2	8.4	8.7	9.7	8.9	8.5	8.4	6.7	5.7	66
68	7.4	6.7	6.5	6.4	6.6	7	6.7	8	7.3	6.9	6.9	7.1	7.3	8.4	7.5	7.1	7	5.9	5.1	68
70	6.2	5.5	5.2	5.2	5.5	5.8	6	6.8	6	5.7	5.6	5.8	6.2	7.1	6.3	5.9	5.8	5.4	4.4	70
72	5	4.3	4	4	4.3	4.7	5	5.6	4.9	4.6	4.5	4.6	4.9	5.9	5.2	4.8	4.6	4.4	4	72
74	3.9	3.2	2.9	2.9	3.1	3.5	3.9	4.5	3.8	3.4	3.3	3.6	3.8	4.8	4	3.6	3.5		3.2	74
76	2.9	2.2			2.1	2.5	2.9	3.4	2.8	2.4	2.3	2.5	2.8	3.7	3	2.6	2.5			76
78								2.5						2.8						78

OPERATING RANGE - Telescopic Boom + Superlift Device + Luffing Jib (TSL)

起升高度曲线 – 塔臂超起

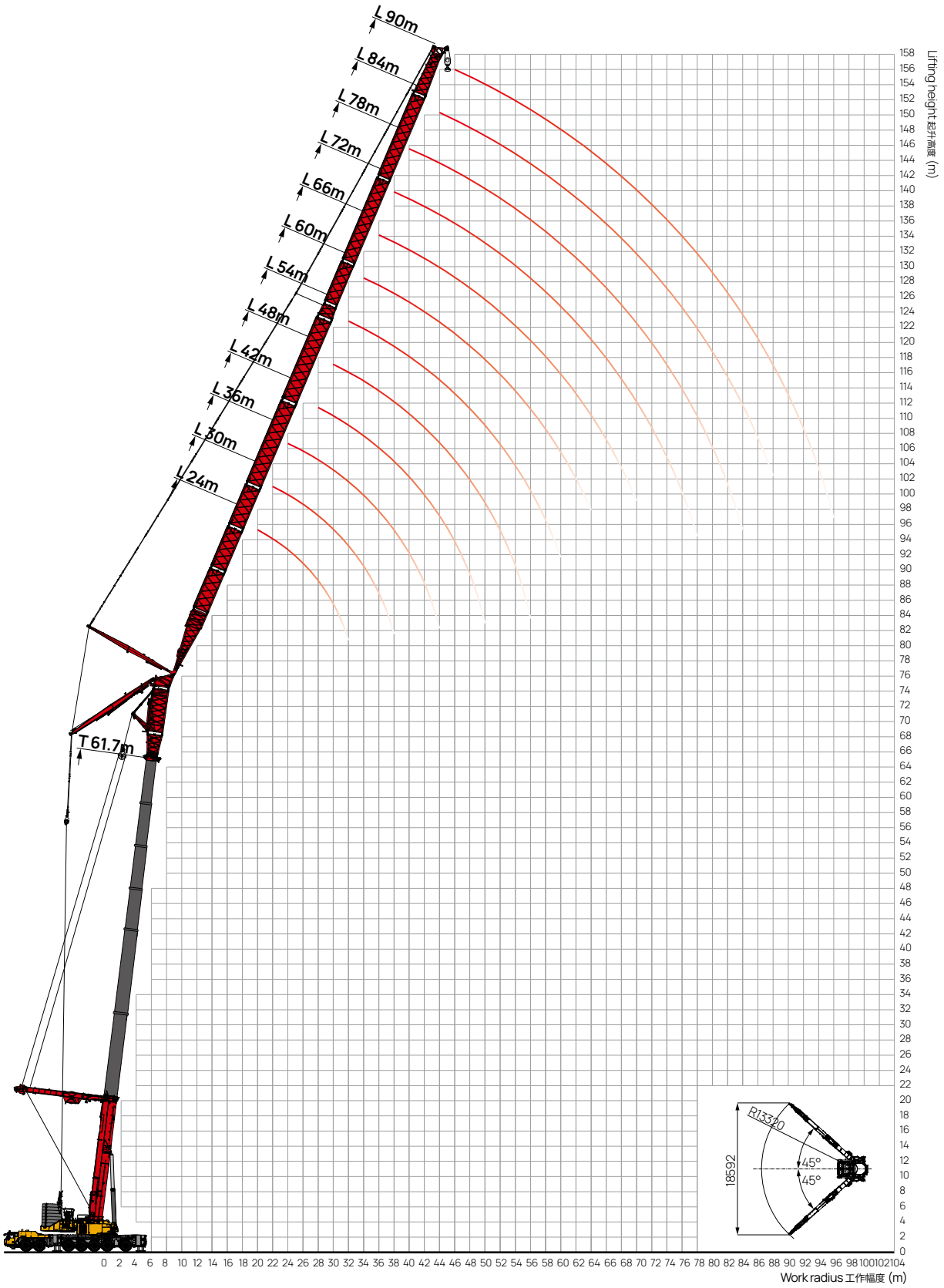

LOAD CHART - Telescopic Boom + Superlift Device + Luffing Jlb (TSL)

性能表 – 塔臂超起

Unit: t

T | S | L | 100% | 360° | 183t | EN

m	34.1+11.3												m
	24	30	36	42	48	54	60	66	72	78	84	90	
16	122.8												16
18	113.7	104.6											18
20	104.7	101.9	92.9										20
22	96.3	96.3	89.7	66.8									22
24	89.2	89.1	86.8	64.5	60.6								24
26	82.9	82.9	82.2	62.6	60.1	52.4							26
28	77.4	77.5	76.5	60.8	59.0	51.5	44.9	37.0					28
30		72.7	70.1	59.0	58.0	50.6	44.4	36.7	28.8				30
32		67.3	66.8	56.5	57.0	49.9	43.7	36.5	28.8	25.8			32
34		62.6	62.2	53.2	56.1	49.1	43.0	36.0	28.8	25.8	21.0		34
36			58.1	51.8	54.9	48.6	42.4	35.4	28.8	25.8	21.0	16.5	36
38			54.5	50.1	53.2	48.0	41.8	34.8	28.8	25.8	20.9	16.3	38
40			51.2	48.0	50.7	47.2	41.3	34.3	28.5	25.7	20.8	16.1	40
42				46.1	47.8	46.0	40.9	33.8	28.2	25.4	20.7	15.9	42
44				44.3	45.0	44.1	40.7	33.2	27.8	25.1	20.5	15.7	44
46				42.6	41.4	42.5	40.5	32.6	27.3	24.7	20.3	15.5	46
48					38.3	40.2	39.8	32.0	26.9	24.5	20.1	15.3	48
50					35.3	38.0	37.9	31.5	26.4	24.1	19.7	15.1	50
52					32.9	36.0	36.0	31.0	26.0	23.8	19.4	14.9	52
54						34.1	34.4	30.4	25.6	23.5	19.1	14.7	54
56						32.2	32.8	29.8	25.1	23.2	18.7	14.5	56
58						29.9	31.2	29.2	24.7	23.0	18.3	14.2	58
60							29.7	28.6	24.4	22.6	18.0	14.0	60
62							28.5	27.2	24.0	22.4	17.7	13.8	62
64							27.3	25.9	23.7	22.2	17.4	13.5	64
66								24.5	23.4	22.1	17.0	13.3	66
68								23.0	23.2	21.9	16.7	13.1	68
70									22.7	21.8	16.4	12.9	70
72									21.6	21.6	16.1	12.8	72
74									20.6	21.1	15.8	12.6	74
76									19.7	20.1	15.6	12.5	76
78										19.3	15.3	12.3	78
80										18.0	15.0	12.1	80
82										17.0	14.7	11.9	82
84											14.4	11.7	84
86											14.2	11.5	86
88											13.9	11.3	88
90												11.1	90
92												10.7	92
94													94

LOAD CHART - Telescopic Boom + Superlift Device + Luffing Jlb (TSL)

性能表 – 塔臂超起

T | S | L | 100% | 360° | 183t | EN

Unit: t

m	39.7+11.3												m
	24	30	36	42	48	54	60	66	72	78	84	90	
16	120.0												16
18	111.1	102.1											18
20	103.7	99.4	90.7										20
22	95.5	95.3	88.5	68.5									22
24	88.3	88.3	86.6	66.4	59.7								24
26	82.2	82.1	81.4	64.2	59.2	51.1							26
28	76.7	76.7	76.1	62.1	58.1	50.1	44.6	36.0					28
30		71.8	71.2	60.0	57.1	49.3	43.8	35.7	28.6				30
32		66.5	66.0	57.4	56.2	48.6	42.8	35.5	28.6	25.0			32
34		61.9	61.4	53.8	55.3	47.8	41.9	35.0	28.6	25.0	20.4		34
36			57.4	52.1	54.1	47.3	41.1	34.4	28.6	25.0	20.3	15.7	36
38			53.8	50.1	52.4	46.8	40.3	33.8	28.6	25.0	20.2	15.5	38
40			50.6	48.2	50.1	46.0	39.6	33.3	28.3	24.8	20.2	15.3	40
42				46.5	47.3	44.8	38.9	32.9	28.0	24.6	20.2	15.1	42
44				44.8	44.7	42.9	38.5	32.3	27.6	24.3	20.0	14.9	44
46				42.7	42.3	41.5	38.1	31.7	27.1	23.9	19.8	14.7	46
48					40.1	39.1	37.7	31.1	26.7	23.7	19.6	14.6	48
50					38.0	36.9	36.1	30.5	26.3	23.3	19.2	14.4	50
52					36.0	34.9	34.5	30.1	25.8	23.0	18.9	14.2	52
54						33.1	33.1	29.5	25.4	22.7	18.6	14.0	54
56						31.2	31.8	28.9	25.0	22.4	18.3	13.8	56
58						29.0	30.5	28.3	24.5	22.2	17.9	13.5	58
60							29.4	27.7	24.2	21.9	17.6	13.3	60
62							28.4	26.7	23.9	21.7	17.3	13.1	62
64							27.1	25.7	23.6	21.5	17.0	12.9	64
66								24.6	23.2	21.4	16.7	12.7	66
68								23.3	23.0	21.1	16.4	12.5	68
70									22.5	21.0	16.1	12.3	70
72									21.5	20.8	15.7	12.2	72
74									20.5	20.3	15.4	12.0	74
76									19.6	19.4	15.2	11.9	76
78										18.6	15.0	11.7	78
80										17.6	14.7	11.5	80
82										16.9	14.4	11.4	82
84											14.1	11.2	84
86											13.9	11.1	86
88											13.6	10.9	88
90												10.7	90
92												10.5	92
94												10.2	94

LOAD CHART - Telescopic Boom + Superlift Device + Luffing Jib (TSL)

性能表 – 塔臂超起

Unit: t

T | S | L | 100% | 360° | 183t | EN

m	45.2+11.3												m
	24	30	36	42	48	54	60	66	72	78	84	90	
16													16
18	111.6												18
20	103.0	94.4											20
22	94.7	91.9	84.6										22
24	87.7	87.6	82.8	69.9									24
26	81.5	81.4	79.6	67.1	57.1								26
28	76.2	76.1	74.3	64.6	56.1	50.0							28
30	70.8	71.1	69.4	62.1	55.1	49.6	43.5	35.1					30
32		65.8	65.3	59.0	54.3	48.8	42.5	34.8	27.6				32
34		61.3	60.7	55.0	53.4	48.4	41.7	34.6	27.6	23.9			34
36		57.2	56.8	52.5	52.3	48.1	40.9	34.2	27.6	23.8	19.8		36
38			53.2	49.8	50.7	47.6	40.2	33.6	27.6	23.8	19.7	15.2	38
40			50.0	47.5	49.3	46.8	39.5	33.0	27.6	23.7	19.7	15.0	40
42				45.2	46.7	45.6	39.0	32.5	27.4	23.5	19.6	14.8	42
44				43.1	44.2	43.7	38.6	32.1	27.0	23.2	19.5	14.6	44
46				41.2	41.9	41.4	38.3	31.5	26.6	22.8	19.3	14.2	46
48				39.4	39.7	39.3	37.9	30.9	26.2	22.6	19.1	14.0	48
50					37.7	37.4	36.4	30.4	25.8	22.2	18.7	13.8	50
52					36.0	35.4	35.0	29.8	25.4	21.9	18.4	13.6	52
54					34.3	33.2	33.5	29.3	24.9	21.6	18.1	13.4	54
56						31.2	31.9	28.8	24.5	21.3	17.9	13.2	56
58						29.4	30.4	28.2	24.1	21.1	17.5	12.9	58
60						27.3	28.8	27.6	23.7	20.8	17.2	12.8	60
62							27.3	26.7	23.4	20.6	16.9	12.6	62
64							26.0	25.8	23.0	20.4	16.6	12.4	64
66							24.5	24.8	22.7	20.3	16.3	12.2	66
68								23.9	22.4	20.1	16.0	12.0	68
70								22.7	22.2	20.0	15.7	11.8	70
72									21.7	19.8	15.3	11.7	72
74									20.8	19.3	15.0	11.6	74
76									19.8	18.7	14.8	11.5	76
78										18.1	14.6	11.3	78
80										17.6	14.4	11.1	80
82										17.0	14.1	11.0	82
84											13.8	10.6	84
86											13.6	10.4	86
88											13.3	10.3	88
90											13.0	10.2	90
92												10.1	92
94												9.9	94

LOAD CHART - Telescopic Boom + Superlift Device + Luffing Jlb (TSL)

性能表 – 塔臂超起

Unit: t

T | S | L | 100% | 360° | 183t | EN

m	50.7+11.3												m
	24	30	36	42	48	54	60	66	72	78	84	90	
18	104.2												18
20	96.9	90.7											20
22	92.5	88.3	79.5										22
24	86.8	84.8	77.7	68.2									24
26	80.2	80.0	74.8	66.2	55.2								26
28	75.5	74.2	69.7	64.4	54.2	49.5							28
30	70.2	67.9	65.1	62.6	53.3	49.1	41.3	34.2					30
32		64.0	62.5	60.1	52.5	48.4	40.6	33.9	26.6				32
34		59.1	58.7	57.2	51.7	47.9	40.0	33.7	26.6	23.0			34
36		55.1	54.9	54.1	50.6	47.6	39.5	33.2	26.6	22.9	17.5		36
38			52.0	51.0	49.0	47.1	39.0	32.7	26.6	22.9	17.5	14.9	38
40			49.5	48.3	47.7	46.3	38.5	32.1	26.6	22.8	17.5	14.7	40
42				45.7	46.1	45.2	38.1	31.6	26.3	22.6	17.5	14.4	42
44				43.2	43.4	43.3	37.9	31.2	26.0	22.3	17.4	14.2	44
46				40.7	40.8	41.1	37.8	30.6	25.6	21.9	17.3	13.8	46
48				38.6	38.7	38.9	37.6	30.1	25.2	21.7	17.2	13.5	48
50					36.4	37.0	36.3	29.5	24.8	21.4	16.9	13.3	50
52					34.2	35.2	34.7	29.0	24.4	21.1	16.7	13.1	52
54					32.2	33.1	33.1	28.5	24.0	20.8	16.4	12.8	54
56						31.1	31.6	28.0	23.5	20.5	16.2	12.6	56
58						29.3	30.0	27.4	23.1	20.3	15.9	12.3	58
60						27.2	28.4	26.8	22.7	20.0	15.7	12.1	60
62							26.8	26.3	22.4	19.8	15.4	11.9	62
64							25.5	25.7	22.1	19.6	15.2	11.7	64
66							24.2	25.1	21.8	19.5	15.0	11.5	66
68								24.3	21.5	19.3	14.7	11.3	68
70								23.4	21.3	19.2	14.5	11.1	70
72									20.8	19.0	14.2	11.0	72
74									19.9	18.5	13.9	10.8	74
76									19.0	17.6	13.8	10.6	76
78										17.0	13.6	10.4	78
80										16.2	13.4	10.2	80
82										15.4	13.1	10.1	82
84										14.2	12.9	9.7	84
86											12.7	9.5	86
88											12.5	9.4	88
90											12.2	9.3	90
92												9.2	92
94												8.8	94
96												8.4	96

LOAD CHART - Telescopic Boom + Superlift Device + Luffing Jib (TSL)

性能表 – 塔臂超起

Unit: t

T | S | L | 100% | 360° | 183t | EN

m	56.2+11.3												m
	24	30	36	42	48	54	60	66	72	78	84	90	
18													18
20	95.3												20
22	88.6	81.4											22
24	84.5	79.1	74.2										24
26	79.3	75.8	72.5	63.7									26
28	72.9	71.3	69.7	62.5	52.6								28
30	67.0	65.6	64.8	61.4	51.7	46.1							30
32		60.5	60.4	59.6	50.9	45.4	38.8	32.0					32
34		55.8	56.3	56.8	50.1	44.7	38.2	31.8	25.1				34
36		51.7	52.6	53.7	49.0	44.2	37.6	31.6	25.1	20.8			36
38			48.4	50.6	47.5	43.7	37.0	31.1	25.1	20.8	15.6		38
40			46.1	47.2	46.2	43.0	36.6	30.6	25.1	20.7	15.6	13.2	40
42			43.2	44.1	44.8	41.9	36.1	30.1	25.1	20.5	15.5	12.9	42
44				41.9	42.1	40.2	35.8	29.6	24.9	20.3	15.4	12.7	44
46				39.0	39.2	37.7	35.6	29.2	24.5	19.9	15.2	12.5	46
48				36.2	36.6	35.5	35.4	28.8	24.2	19.7	15.1	12.1	48
50					34.5	33.6	35.3	28.4	23.8	19.4	14.8	11.8	50
52					32.7	32.0	33.8	27.8	23.4	19.1	14.5	11.6	52
54					30.8	30.2	32.1	27.1	23.0	18.9	14.3	11.4	54
56						28.6	30.2	26.7	22.6	18.6	14.0	11.2	56
58						27.0	28.3	26.1	22.2	18.4	13.7	11.0	58
60						25.3	26.6	25.6	21.8	18.2	13.5	10.6	60
62							25.0	24.7	21.4	18.0	13.2	10.4	62
64							23.5	23.8	21.1	17.8	13.0	10.2	64
66							22.0	22.9	20.8	17.7	12.8	10.0	66
68								22.0	20.5	17.5	12.5	9.8	68
70								21.1	20.2	17.4	12.3	9.6	70
72								20.3	20.0	17.3	12.0	9.4	72
74									19.6	16.8	11.7	9.3	74
76									19.0	16.0	11.5	9.1	76
78										15.3	11.4	9.0	78
80										14.1	11.1	8.8	80
82										13.3	10.9	8.6	82
84										12.3	10.7	8.5	84
86											10.5	8.1	86
88											10.3	8.0	88
90											10.0	7.8	90
92												7.8	92
94												7.6	94
96												7.5	96

LOAD CHART - Telescopic Boom + Superlift Device + Luffing Jlb (TSL)

性能表 – 塔臂超起

T | S | L | 100% | 360° | 183t | EN

Unit: t

m	61.7+11.3												m
	24	30	36	42	48	54	60	66	72	78	84	90	
18													18
20	91.4												20
22	85.0	76.0											22
24	81.0	73.9	69.5										24
26	76.0	70.7	67.9	60.4									26
28	68.9	66.4	65.3	59.4	49.5								28
30	62.5	61.0	60.7	58.3	48.6	44.6							30
32	57.2	56.1	56.5	56.6	47.8	43.8	36.3	28.3					32
34		51.6	52.7	54.0	47.0	43.0	35.7	28.0	23.0				34
36		47.7	49.2	50.4	46.0	42.0	35.2	27.8	23.0	18.9			36
38		44.1	45.2	47.7	44.5	41.5	34.7	27.3	23.0	18.7	13.8		38
40			41.8	45.2	43.3	40.8	34.2	26.8	23.0	18.4	13.8		40
42			38.9	41.3	42.0	39.8	33.8	26.2	23.0	18.1	13.7	11.3	42
44				38.6	39.3	38.2	33.5	25.8	22.8	17.6	13.6	11.1	44
46				35.9	36.6	35.9	33.4	25.4	22.4	17.2	13.5	10.9	46
48				33.2	34.1	33.8	33.2	25.3	22.1	16.8	13.3	10.7	48
50				30.3	32.1	32.0	33.1	24.9	21.7	16.4	13.1	10.3	50
52					30.3	30.3	31.9	24.3	21.3	16.1	12.8	10.1	52
54					28.5	29.0	30.2	23.7	20.7	15.9	12.6	9.9	54
56						28.1	28.4	23.2	20.3	15.7	12.4	9.7	56
58						26.5	26.7	22.7	19.9	15.5	12.1	9.5	58
60						25.0	25.2	22.2	19.6	15.3	11.9	9.4	60
62							23.7	21.6	19.2	15.2	11.7	9.0	62
64							22.3	21.0	18.9	15.0	11.5	8.8	64
66							21.0	20.4	18.6	14.9	11.2	8.6	66
68								19.9	18.3	14.8	11.0	8.5	68
70								19.2	18.1	14.7	10.8	8.3	70
72								18.7	17.9	14.5	10.5	8.1	72
74									17.4	14.2	10.3	7.9	74
76									17.0	13.5	10.2	7.8	76
78									16.5	12.9	10.0	7.7	78
80										11.7	9.8	7.6	80
82										11.0	9.6	7.4	82
84										10.2	9.4	7.2	84
86											9.2	7.1	86
88											9.0	6.8	88
90											8.8	6.6	90
92											8.5	6.5	92
94												6.5	94
96												6.4	96

LOAD CHART - Telescopic Boom + Superlift Device + Luffing Jlb (TSL)

性能表 – 塔臂超起

Unit: t

T | S | L | 100% | 360° | 183t | EN

m	67.3+11.3								72.8+11.3							78.4+11.3						m
	24	30	36	42	48	54	60	66	24	30	36	42	48	54	60	24	30	36	42	48	54	
18																						18
20																						20
22	82.7								74.6													22
24	76.8	67.2							69.3	59.2						65.2						24
26	73.2	65.2	61.9						66.0	57.3	54.5					60.6	51.2					26
28	68.7	62.2	60.4	54.1					61.9	54.6	53.2	47.6				57.7	49.5	46.7				28
30	63.0	58.2	57.9	53.1	45.6				56.7	50.9	50.9	46.7	40.1			54.1	47.0	44.7	39.0			30
32	57.9	53.1	53.7	51.5	44.9	42.0			52.1	46.2	47.2	45.3	39.5	35.5		49.5	43.5	41.2	37.8	33.8		32
34		48.5	49.9	49.0	44.1	41.2	32.7	24.1		42.0	43.7	43.1	38.8	35.0	27.7	45.4	39.1	38.1	35.9	33.2	29.0	34
36		44.4	46.4	45.9	43.1	40.2	32.1	23.8		38.2	40.6	40.4	37.9	34.6	27.2		35.2	35.3	33.6	32.5	28.7	36
38		40.7	43.1	42.9	41.7	39.4	31.7	23.6		34.8	37.6	37.7	36.7	34.2	26.8		31.6	32.7	31.3	31.5	28.3	38
40			39.5	40.1	40.5	38.7	31.2	23.1			34.4	35.2	35.6	33.6	26.4		28.5	29.7	29.2	30.3	27.8	40
42			36.4	37.5	39.2	37.7	30.8	22.6			31.5	32.9	34.5	32.8	26.0			27.2	27.3	28.9	27.1	42
44			33.6	35.2	36.7	36.2	30.4	22.0			29.1	30.8	32.6	31.4	25.7			25.0	25.5	27.2	25.9	44
46				33.0	34.0	34.4	30.1	21.6				29.0	30.6	29.4	25.4			23.0	23.9	25.5	24.2	46
48				31.0	31.6	32.5	30.0	21.2				27.1	28.8	27.7	25.3				22.3	24.1	22.7	48
50				27.7	29.6	30.7	29.8	20.7				24.2	26.8	26.2	25.2				20.7	22.6	21.3	50
52					27.9	28.9	29.7	20.4					25.0	24.5	25.0				19.0	20.2	19.9	52
54					26.2	27.1	28.6	19.9					23.4	23.0	24.1					18.0	18.6	54
56						25.5	27.0	19.4					22.0	20.6	22.6					16.1	17.3	56
58						24.0	25.4	19.0						18.8	21.2						16.0	58
60						22.5	23.9	18.5						17.2	19.8						14.8	60
62							22.4	17.9							18.5						13.6	62
64							21.1	17.5							17.3							64
66							19.9	16.9							16.3							66
68							18.7	16.4							14.8							68
70								16.0														70
72								15.3														72
74								14.8														74

OPERATING RANGE - Telescopic Boom + Luffing JIb (TL)

起升高度曲线 – 塔臂

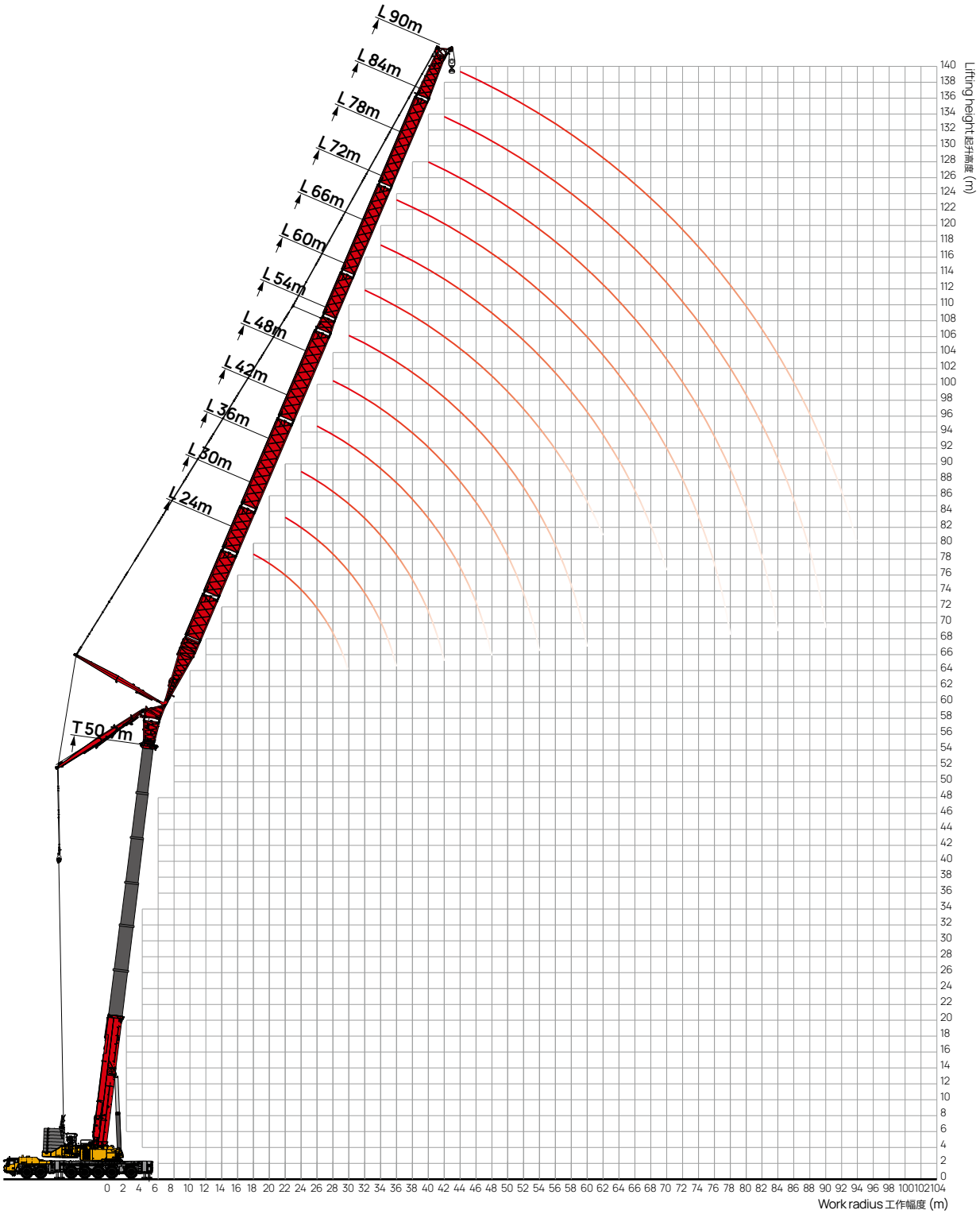

LOAD CHART - Telescopic Boom + Luffing Jib (TL)

性能表 – 塔臂

Unit: t

T | L | 100% | 360° | 183t | EN

m	23+5.3												m
	24	30	36	42	48	54	60	66	72	78	84	90	
13													13
14	104.2												14
16	98.9	95.6											16
18	93.6	91.4	79.7										18
20	88.1	87.5	76.6	65.9									20
22	82.2	83.6	73.5	64.4	55.2								22
24	80.1	79.9	70.6	62.7	54.0	47.3							24
26	78.1	76.4	68.1	61.0	52.5	46.4	42.0						26
28		72.3	65.7	59.5	50.7	45.3	41.5	34.0					28
30		69.1	63.1	57.7	49.2	43.2	41.0	33.5	27.8				30
32		65.7	59.9	55.9	47.7	42.5	40.5	33.1	27.4	25.5			32
34			56.5	54.1	46.3	41.7	40.2	32.7	27.0	25.3	21.2		34
36			53.0	51.9	45.1	41.1	39.6	32.5	26.6	25.2	21.2	17.0	36
38			49.4	49.2	44.1	40.1	39.1	32.3	26.3	25.1	21.0	16.8	38
40				47.2	43.2	39.3	38.4	32.0	26.0	24.9	21.0	16.5	40
42				46.6	42.6	38.5	37.7	31.5	25.5	24.8	20.9	16.3	42
44				41.9	41.7	37.5	36.9	31.0	25.1	24.6	20.8	16.0	44
46					39.3	36.3	36.1	30.7	24.6	24.5	20.7	15.8	46
48					36.9	35.5	35.5	30.2	24.3	24.4	20.5	15.5	48
50					34.8	34.3	34.3	29.7	23.9	24.2	20.1	15.2	50
52						33.1	33.7	29.2	23.5	23.9	19.9	14.9	52
54						31.9	33.0	28.7	23.2	23.8	19.6	14.6	54
56						28.9	31.6	28.3	22.8	23.5	19.3	14.4	56
58							30.4	27.8	22.4	23.2	19.0	13.9	58
60								27.5	22.0	23.0	18.7	13.6	60
62								27.0	21.6	22.7	18.4	13.4	62
64								26.6	21.2	22.4	18.2	13.0	64
66								25.8	20.8	22.1	17.9	12.8	66
68									20.4	21.8	17.2	12.5	68
70									19.8	21.3	16.3	12.2	70
72									19.2	20.3	15.6	12.0	72
74									18.7	19.4	15.3	11.8	74
76										18.2	15.1	11.6	76
78										17.0	14.8	11.3	78
80										16.0	14.5	11.1	80
82											14.2	11.0	82
84											14.0	10.8	84
86											13.7	10.7	86
88												10.5	88
90													90
92													92
94													94

LOAD CHART - Telescopic Boom + Luffing Jib (TL)

性能表 – 塔臂

Unit: t

T | L | 100% | 360° | 183t | EN

m	28.6+5.3												m
	24	30	36	42	48	54	60	66	72	78	84	90	
13													13
14	101.2												14
16	96.1												16
18	90.2	86.5	79.0										18
20	86.8	83.0	76.7	61.8									20
22	80.2	79.8	73.8	61.0									22
24	77.8	76.5	70.9	59.9	54.0								24
26	75.9	73.5	69.0	58.9	53.2	45.1	39.5						26
28		70.5	66.7	58.1	52.1	44.2	39.1	31.4					28
30		67.2	64.5	56.8	50.8	43.2	38.7	30.9					30
32		63.7	62.1	55.6	49.7	41.3	38.3	30.6	26.2				32
34			59.1	54.4	48.5	40.8	37.9	30.3	25.9	23.4			34
36			56.0	52.8	47.5	40.0	37.5	30.1	25.7	23.2	20.3		36
38			52.7	50.6	46.6	39.4	37.1	29.9	25.4	23.0	20.2	15.7	38
40				49.0	45.9	38.5	36.5	29.7	25.3	22.8	20.1	15.7	40
42				46.7	45.4	37.8	35.9	29.3	25.1	22.7	20.1	15.5	42
44				44.2	43.8	37.1	35.2	28.9	24.7	22.5	20.0	15.3	44
46					41.5	36.2	34.6	28.5	24.5	22.3	19.9	15.1	46
48					39.4	35.2	34.1	28.1	24.1	22.2	19.8	14.9	48
50					37.5	34.4	33.1	27.7	23.9	22.1	19.6	14.7	50
52						33.3	32.6	27.2	23.6	21.8	19.3	14.5	52
54						32.2	32.0	26.9	23.4	21.6	19.0	14.3	54
56						31.1	30.8	26.5	23.2	21.4	18.8	14.0	56
58							29.8	26.1	22.9	21.1	18.5	13.8	58
60								25.8	22.6	20.9	18.2	13.5	60
62								25.4	22.3	20.6	17.9	13.3	62
64								25.0	21.9	20.3	17.7	13.0	64
66								24.4	21.6	20.1	17.4	12.8	66
68									21.4	19.8	17.2	12.6	68
70									21.1	19.5	16.5	12.4	70
72									20.6	19.1	15.7	12.1	72
74									20.0	18.5	15.1	12.0	74
76										18.0	14.8	11.8	76
78										17.2	14.5	11.7	78
80										16.3	14.3	11.4	80
82											14.0	11.3	82
84											13.7	11.2	84
86											13.4	11.0	86
88												11.0	88
90												10.8	90
92													92
94													94

LOAD CHART - Telescopic Boom + Luffing Jib (TL)

性能表 – 塔臂

Unit: t

T | L | 100% | 360° | 183t | EN

m	34.1+5.3												m
	24	30	36	42	48	54	60	66	72	78	84	90	
13													13
14	97.2												14
16	90.9												16
18	84.8	73.7											18
20	81.2	71.6	72.7										20
22	78.2	69.6	70.4	54.8									22
24	74.4	67.7	68.1	54.3	48.1								24
26	70.5	65.8	65.8	53.6	47.8	42.2							26
28		64.0	64.3	53.0	47.3	41.4	36.2						28
30		61.8	62.5	52.5	46.9	40.5	35.9	30.1					30
32		59.4	60.8	51.3	46.7	38.7	35.5	29.8					32
34		57.4	58.8	50.2	46.3	38.1	35.1	29.5	25.0				34
36			55.9	49.1	45.9	37.5	34.8	29.2	24.7	22.1			36
38			52.4	48.2	45.4	36.9	34.4	29.0	24.5	21.9	17.8		38
40			49.2	46.7	44.9	36.0	34.0	28.9	24.2	21.8	17.7	13.7	40
42				45.3	44.5	35.4	33.5	28.6	24.1	21.7	17.6	13.6	42
44				43.7	43.4	34.7	33.0	28.3	23.9	21.6	17.6	13.4	44
46				41.4	41.1	33.8	32.3	27.9	23.5	21.5	17.5	13.3	46
48					39.0	32.8	31.7	27.7	23.3	21.3	17.4	13.1	48
50					37.1	32.1	31.3	27.3	22.9	21.2	17.3	12.9	50
52					35.3	31.1	30.3	27.0	22.8	21.1	17.2	12.8	52
54						30.1	29.8	26.5	22.5	21.0	16.9	12.6	54
56						29.0	29.3	26.2	22.3	20.7	16.6	12.4	56
58						27.8	28.2	25.9	22.1	20.6	16.4	12.2	58
60							27.3	25.5	21.8	20.4	16.2	12.0	60
62								25.3	21.5	20.1	15.9	11.7	62
64								24.9	21.2	20.0	15.7	11.5	64
66								24.6	20.9	19.8	15.4	11.3	66
68								24.1	20.6	19.5	15.2	11.1	68
70									20.4	19.3	15.0	10.9	70
72									20.1	19.0	14.4	10.6	72
74									19.6	18.6	13.7	10.4	74
76										18.2	13.1	10.3	76
78										17.7	12.8	10.1	78
80										17.0	12.6	10.0	80
82										16.2	12.4	9.8	82
84											12.1	9.7	84
86											11.9	9.6	86
88											11.6	9.5	88
90												9.4	90
92												9.3	92
94													94

LOAD CHART - Telescopic Boom + Luffing Jib (TL)

性能表 – 塔臂

Unit: t

T | L | 100% | 360° | 183t | EN

m	39.7+5.3												m
	24	30	36	42	48	54	60	66	72	78	84	90	
14													14
16	80.2												16
18	79.0												18
20	77.8	62.6	60.8										20
22	76.0	61.3	59.5										22
24	73.0	60.1	57.7	50.9									24
26	70.3	58.8	55.9	50.5	43.6								26
28	67.0	57.6	54.8	49.8	43.3	39.2	33.6						28
30		56.5	53.4	49.3	42.9	38.4	33.3	27.3					30
32		54.9	52.1	48.8	42.6	37.6	33.0	26.9					32
34		53.3	50.6	47.7	42.3	35.9	32.6	26.7	23.5				34
36			48.7	46.7	42.0	35.4	32.3	26.4	23.3	18.6			36
38			46.9	45.8	41.6	34.8	32.0	26.3	23.0	18.6	16.6		38
40			44.9	44.9	41.2	34.2	31.6	26.2	22.8	18.6	16.6	12.6	40
42				43.5	40.7	33.4	31.1	26.0	22.6	18.6	16.5	12.6	42
44				42.2	40.3	32.9	30.6	25.7	22.5	18.6	16.5	12.4	44
46				40.7	40.1	32.2	30.0	25.4	22.3	18.6	16.4	12.3	46
48					38.3	31.4	29.5	25.1	22.0	18.6	16.3	12.1	48
50					36.5	30.5	29.1	24.8	21.7	18.6	16.2	11.9	50
52					34.7	29.8	28.2	24.5	21.4	18.6	16.1	11.8	52
54						28.9	27.8	24.2	21.3	18.6	15.8	11.6	54
56						28.0	27.3	23.9	21.0	18.6	15.6	11.4	56
58						27.0	26.3	23.6	20.8	18.5	15.4	11.3	58
60							25.4	23.3	20.6	18.3	15.2	11.1	60
62								23.1	20.4	18.1	14.9	10.8	62
64								22.8	20.1	18.0	14.7	10.6	64
66								22.5	19.8	17.7	14.5	10.4	66
68								22.1	19.6	17.5	14.3	10.3	68
70									19.3	17.3	14.1	10.1	70
72									19.1	17.1	13.5	9.9	72
74									18.8	16.7	12.9	9.7	74
76									18.4	16.3	12.4	9.6	76
78										15.8	12.1	9.4	78
80										15.2	11.9	9.3	80
82										14.5	11.7	9.1	82
84											11.5	9.0	84
86											11.2	9.0	86
88											11.0	8.8	88
90												8.7	90
92												8.6	92
94													94
96													96

LOAD CHART - Telescopic Boom + Luffing Jib (TL)

性能表 – 塔臂

Unit: t

T | L | 100% | 360° | 183t | EN

m	45.2+5.3												m
	24	30	36	42	48	54	60	66	72	78	84	90	
14													14
16	64.9												16
18	63.5												18
20	61.8	54.6											20
22	60.2	53.5	51.3										22
24	58.7	52.5	50.1	43.1									24
26	56.6	51.5	48.6	42.7	36.3								26
28	55.1	50.6	47.1	42.3	36.1	33.4							28
30		49.6	46.2	41.5	35.7	32.7	28.1						30
32		48.4	45.0	40.9	35.4	32.0	27.8	22.6					32
34		47.1	43.9	40.6	35.3	30.6	27.5	22.3	19.2				34
36			42.6	40.2	35.0	30.2	27.2	22.1	19.0				36
38			41.1	39.8	34.6	29.7	27.0	21.9	18.8	15.1			38
40			40.5	34.8	34.3	29.2	26.7	21.8	18.6	15.1	13.5		40
42				34.3	33.9	28.5	26.4	21.7	18.4	15.1	13.5	9.1	42
44				33.5	33.6	28.0	26.0	21.6	18.3	15.1	13.4	9.1	44
46				32.2	33.4	27.5	25.6	21.3	18.2	15.1	13.4	8.9	46
48					33.1	26.8	25.1	21.1	18.0	15.1	13.3	8.8	48
50					31.7	26.1	24.6	20.9	17.8	15.1	13.3	8.7	50
52					30.4	25.5	24.3	20.7	17.6	15.1	13.2	8.6	52
54						24.7	23.6	20.5	17.3	15.1	13.1	8.5	54
56						23.9	23.2	20.2	17.2	15.1	12.8	8.4	56
58						23.1	22.8	19.9	17.0	15.1	12.7	8.2	58
60							22.0	19.7	16.8	15.0	12.5	8.1	60
62							21.2	19.5	16.7	14.8	12.4	8.0	62
64								19.3	16.5	14.6	12.1	7.8	64
66								19.1	16.3	14.6	12.0	7.6	66
68								18.9	16.1	14.4	11.8	7.5	68
70								18.5	15.8	14.2	11.6	7.4	70
72									15.6	14.0	11.5	7.2	72
74									15.5	13.8	11.0	7.1	74
76									15.2	13.6	10.5	7.0	76
78										13.2	10.1	6.9	78
80										12.9	9.9	6.8	80
82										12.3	9.7	6.7	82
84											9.6	6.6	84
86											9.4	6.5	86
88											9.2	6.4	88
90												6.3	90
92												6.3	92
94												6.2	94
96													96

LOAD CHART - Telescopic Boom + Luffing Jib (TL)

性能表 – 塔臂

Unit: t

T | L | 100% | 360° | 183t | EN

m	50.7+5.3												m
	24	30	36	42	48	54	60	66	72	78	84	90	
14													14
16													16
18	57.5												18
20	56.2												20
22	54.8	47.9											22
24	53.4	46.6	43.0										24
26	52.1	45.4	42.0	35.3									26
28	50.3	44.3	40.8	34.9	28.9								28
30	48.9	43.2	39.6	34.7	28.6	25.1	21.7						30
32		42.5	38.8	34.0	28.4	24.7	21.5						32
34		41.7	37.8	33.5	28.2	24.1	21.3	18.6					34
36		40.2	36.9	33.2	28.0	23.1	21.1	18.4	14.7				36
38			35.9	32.9	27.8	22.7	20.9	18.3	14.5	12.0			38
40			34.6	32.6	27.5	22.3	20.7	18.1	14.4	12.0	10.9		40
42			34.1	28.4	27.3	22.0	20.4	18.1	14.2	12.0	10.9	5.7	42
44				28.0	27.0	21.5	20.1	18.0	14.1	12.0	10.8	5.7	44
46				27.4	26.7	21.1	19.8	17.9	14.0	12.0	10.8	5.6	46
48				26.4	26.6	20.7	19.4	17.7	14.0	12.0	10.7	5.6	48
50					26.3	20.2	19.1	17.5	13.8	12.0	10.7	5.5	50
52					25.3	19.6	18.8	17.4	13.6	12.0	10.6	5.4	52
54					24.3	19.2	18.3	17.2	13.5	12.0	10.5	5.4	54
56						18.6	18.0	17.0	13.3	12.0	10.4	5.3	56
58						18.0	17.7	16.8	13.3	12.0	10.3	5.2	58
60						17.4	17.0	16.6	13.1	12.0	10.1	5.1	60
62							16.5	16.5	13.0	11.8	10.0	5.1	62
64								16.3	12.9	11.7	9.9	4.9	64
66								16.2	12.7	11.6	9.7	4.9	66
68								16.0	12.6	11.5	9.6	4.8	68
70								15.8	12.4	11.4	9.5	4.7	70
72								15.6	12.3	11.2	9.4	4.6	72
74									12.1	11.1	9.0	4.5	74
76									12.0	10.9	8.6	4.4	76
78									11.8	10.7	8.3	4.4	78
80										10.4	8.2	4.3	80
82										10.0	8.1	4.3	82
84										9.6	8.0	4.2	84
86											7.8	4.1	86
88											7.7	4.1	88
90											7.5	4.1	90
92												4.0	92
94												4.0	94
96													96

LOAD CHART - Telescopic Boom + Luffing Jib (TL)

性能表 – 塔臂

Unit: t

T | L | 100% | 360° | 183t | EN

m	56.2+5.3										m
	24	30	36	42	48	54	60	66	72	78	
18											18
20											20
22	43.3										22
24	42.1	38.7	35.3								24
26	41.0	37.7	34.6								26
28	39.9	36.7	33.6	30.3							28
30	38.5	35.8	32.6	29.9	25.3						30
32		34.9	32.0	29.7	25.1	20.4	16.6				32
34		34.3	31.2	29.1	24.9	20.0	16.4				34
36		33.7	30.5	28.7	24.7	19.5	16.2	13.7			36
38			29.7	28.5	24.6	18.7	16.1	13.5	11.3		38
40			28.7	28.2	24.4	18.4	16.0	13.4	11.2	9.6	40
42			28.3	27.9	24.2	18.1	15.8	13.3	11.1	9.6	42
44				24.4	24.0	17.8	15.6	13.3	11.0	9.6	44
46				24.1	23.7	17.5	15.4	13.2	10.9	9.6	46
48				23.5	23.5	17.2	15.1	13.1	10.8	9.6	48
50					23.4	16.8	14.8	13.0	10.7	9.6	50
52					23.1	16.4	14.6	12.9	10.6	9.6	52
54					22.2	16.0	14.4	12.8	10.5	9.6	54
56						15.6	14.0	12.7	10.4	9.6	56
58						15.2	13.8	12.5	10.3	9.6	58
60						14.7	13.5	12.4	10.2	9.6	60
62							13.1	12.3	10.1	9.6	62
64								12.1	10.0	9.5	64
66								12.0	9.9	9.4	66
68								11.9	9.8	9.3	68
70								11.8	9.7	9.2	70
72									9.6	9.1	72
74									9.5	9.0	74
76									9.3	8.9	76
78									9.3	8.8	78
80										8.6	80
82										8.4	82
84										8.1	84
86											86
88											88
90											90
92											92
94											94
96											96

LOAD CHART - Telescopic Boom + Luffing Jib (TL)

性能表 – 塔臂

Unit: t

T | L | 100% | 360° | 183t | EN

m	61.7+5.3								67.3+5.3						72.8+5.3		78.4+5.3				m
	24	30	36	42	48	54	60	66	24	30	36	42	48	54	24	30	36	42	24	30	
18																					18
20																					20
22	34.0																				22
24	33.1								26.6												24
26	32.2	28.9	26.5						25.9						19.8				14.1		26
28	31.3	28.1	26.0						25.1	21.5	17.8				19.1				13.6		28
30	30.5	27.4	25.3	23.1					24.4	20.9	17.4				18.5	15.6			13.2		30
32		26.7	24.5	22.8	19.5				23.4	20.3	17.0	15.8			18.0	15.2	13.0		12.7	10.9	32
34		26.0	24.1	22.6	19.4	15.9	12.9			19.8	16.5	15.6	13.3			14.7	12.7			10.5	34
36		25.5	23.5	22.2	19.2	15.6	12.7			19.3	16.2	15.5	13.2	10.8		14.3	12.3	9.1		10.3	36
38			23.0	21.9	19.0	15.3	12.6	9.4		18.9	15.8	15.2	13.0	10.6		14.0	12.1	9.0		10	38
40			22.4	21.7	19.0	14.6	12.5	9.3			15.4	15.0	13.0	10.3			11.8	9.0			40
42			21.7	21.5	18.8	14.4	12.4	9.2			15.0	14.8	12.9	9.9			11.5	8.8			42
44				21.3	18.6	14.2	12.3	9.1			14.5	14.7	12.8	9.7			11.2	8.6			44
46				18.7	18.5	14.0	12.1	9.1				14.6	12.7	9.6				8.6			46
48				18.4	18.3	13.7	11.9	9.1					12.5	9.4				8.5			48
50					18.1	13.5	11.8	9.0					12.4	9.2							50
52					18.0	13.2	11.5	8.9					12.3	9.0							52
54					17.8	12.9	11.3	8.8					12.2	8.9							54
56						12.5	11.2	8.8					12.1	8.6							56
58						12.3	10.9	8.7						8.4							58
60						11.9		8.6						8.2							60
62								8.5													62
64								8.4													64
66								8.3													66

ICON DESCRIPTION
图标说明

Max. lifting capacity 最大起重量	Max. boom length 最大主臂长	Max. lifting radius 最大吊载幅度	Max. lifting height 最大吊载高度	Driver's cab 驾驶室
Carrier frame 车架	Engine 发动机	Transmission 变速箱	Transfer case 分动箱	Axle 车桥
Outrigger 支腿	Slewing platform 转台	Suspension system 悬挂	Steering 转向	Tires/Tire size 轮胎/轮胎尺寸
Wheel formula 轮胎模式	Transmission shaft 传动轴	Brake system 制动系统	Electrical system 电气系统	Hydraulic system 液压系统
Operator's cab 操纵室	Control system 控制系统	Hoist 起升机构	Slewing 回转机构	Safety equipment 安全装置
Load moment indicator 力矩限制器	Counterweight 配重	CW rearward positioned 配重后移	Boom & telescoping system 主臂	Luffing system 变幅系统
Jib 副臂	Superlift device 超起	Wind power jib 风电副臂	Luffing jlb 塔臂	Auxiliary jib 鹅头臂
Boom extension 主臂延伸臂	Auxiliary boom nose 臂尖滑轮	Rear storage box 尾部储物箱	Optional equipment at extra fees 选配	Motor 电机
Power battery 动力电池				

Axle load 轴荷	Weight 重量	Number of sheaves 滑轮数量	Min. travel speed 最小行驶速度	Max. travel speed 最大行驶速度
Max. gradeability 最大爬坡度	Gear 档位	Onroad gear 高速档	Crawl speed 龟速档	Hook 吊钩
Main hook 主钩	Auxiliary hook 副钩	Rope rate 倍率	Max. supporting forces 最大支撑力	Outrigger pads 支脚盘
Outrigger jack 垂直支腿	Outrigger beam 水平支腿	Front outrigger 前支腿	Rear outrigger 后支腿	Hook weight 吊钩重量
Operations 主要动作	Max. single line lifting speed (empty load) 单绳速度(空载)	Rope diameter 钢丝绳直径	Rope length 钢丝绳长度	Max. single line pull 最大单绳拉力
Main winch 主卷扬	Auxiliary winch 副卷扬	Full luffing up/down time of boom 主臂起落幅时间	Full extension/retraction time of boom 主臂伸缩时间	Anemometer 风速仪
Spare tire 备胎				

SANY OVERSEAS SERVICE
三一海外服务

GLOBAL SUPPORT ANYTIME ANYWHERE NO MORE WAITING

900+ Overseas service centers
海外服务中心

3500+ Professional technical service engineers
专业技术服务

365×24 Support
全时服务

Service Center

Tel: +86 4006098318
Mail: CRD@sany.com.cn
WhatsApp: +86 19908478631 (Only WhatsApp)

My SANY

On-demand professional equipment repair services available anytime, anywhere, ensuring rapid response and efficient solutions.
随时一键呼叫专业设备维修服务，快速响应，高效解决。

Download MySANY for a comprehensive, all-in-one experience!

DOWNLOAD ON THE App Store | GET IT ON Google Play | DOWNLOAD APK 6.0+ Android

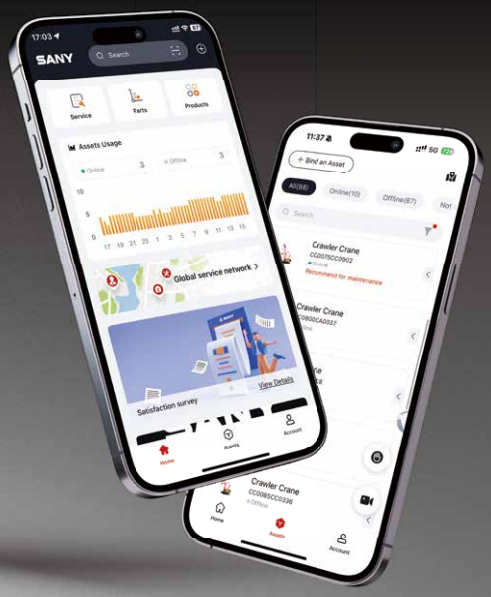

SANY Mobile Crane and Tower Crane Industrial Park
No.168 Jinzhou Avenue, Jinzhou Development Zone, Changsha City, Hunan Province, P.R. China Zip 410600

SANY Crawler Crane Industrial Park
No. 2188 Daishan Road, Wuxing District, Huzhou City, Zhejiang Province, P. R. China Zip 313028
Consulting sanycrane@sanygroup.com (Crane BU) / crd@sany.com.cn (IHQ)
After-sales Service 0086-400 609 8318 (Overseas)

Reminder:
Any change in the technical parameters and configuration due to product modification or upgrade may occur without prior notice. The machine in the picture may include additional equipment. This brochure is for reference only, and goods in kind shall prevail.
Copyright at SANY. No part of this brochure may be copied or used for any purpose without written approval from SANY.

© Version 2025-07-24

三一轮式、塔式起重机产业园：中国湖南长沙金洲开发区金洲大道168号 邮编：410600
三一履带起重机产业园：中国浙江湖州市吴兴区黛山路2188号 邮编: 313028
咨询：sanycrane@sanygroup.com(重起事业部) / crd@sany.com.cn(国际总部)
售后服务：0086-400 609 8318(海外)

温馨提示：
由于技术不断更新，技术参数及配置如有更改，恕不另行通知。图中机器可能包括附加设备，本画册仅供参考，以实物为准。
版权为三一所有，未经三一书面许可，本画册任何内容不得被复制用于任何目的。

© 2025年7月24日版

Contact SANY Group

Follow SANY Group

SANY CRANE | www.sanyglobal.com